

∅ **cosma**
CREATIVITY IN YOUR HANDS



∅ **xpress**
CATALOGUE



cosma.design

Benvenuto

in Cosma express, la selezione di prodotti studiata appositamente per la distribuzione. La collezione comprende articoli disponibili a magazzino e acquistabili in piccoli lotti o singoli pezzi.

CREATIVITY

IN

YOUR

HANDS

c o s m a . d e s i g n

Welcome

to Cosma express, the selection of products specifically designed for distribution. The collection includes items ready in stock and purchasable in small batches or individual pieces.



cosma.design

02. **Profilo aziendale / Company profile**

MANIGLIE / HANDLES

05. **Integrate modulari / Modular integrated**

23. **Integrate / Integrated**

29. **Ponte modulari / Modular bridge**

39. **Ponte / Bridge**

51. **Presca chiusa / Closed grip**

57. **Pomoli / Knobs**

61. **Linea pelle / Leather**

65. **Stile Classico / Classical Style**

**SISTEMI E COMPLEMENTI D'ARREDO /
SYSTEMS AND FURNISHING ACCESSORIES**

75. **Interna**

77. **Elite**

79. **Flag**

83. **Erre8 Plus**

87. **System 16**

91. **Aura**

95. **Eos**

99. **Use it**

103. **Ferè**

105. **Filò**

107. **Elenco finiture / Finishes list**

111. **Elenco prodotti / Product list**

Company Profile

02/



Sede centrale
Cassago Brianza (LC)



Unità produttiva
Colonnella (TE)

Cosma mette a disposizione alta specializzazione e profonda conoscenza del settore dell'arredamento per dare vita a progetti su misura. Diviene così laboratorio di idee per prodotti esclusivi con qualità inimitabili, un servizio confidenziale per clienti in tutto il mondo che desiderano distinguersi scegliendo il partner ideale in linea con i propri progetti.

È dal 1955 che Cosma fornisce all'industria dell'arredamento servizi esclusivi e prodotti di qualità. Una storia di ricerca, creatività ed innovazione, fondata su un rapporto stretto con progettisti e produttori di mobili. Cosma mette a disposizione una vastissima gamma di prodotti, che riguardano aree di gusto differenti, dal contemporaneo al classico e un know how tecnologico che consente di sviluppare progetti esclusivi.

Maniglie ed accessori realizzati in un'ampia gamma di finiture e materiali sono caratterizzati da elevati standard progettuali e produttivi; ricerca e sviluppo si adeguano alle esigenze di aziende e designer. Una produzione che, nel corso degli anni, si è andata sempre più ampliando e razionalizzando.

The high specialization and the deep knowledge of the furniture industry that Cosma has, are assets shared with customers to create custom projects. Cosma becomes a creation lab for exclusive products with incomparable qualities, a confidential service for clients in the world that choose to be distinguished by a cooperation with the ideal partner for their projects.

Since 1955 Cosma has provided the furniture Industry with exclusive services and high quality products. A History of research, creativity and innovation based on a closed relationship with designers and manufacturers. Cosma offers a wide range of products, concerning different tastes, from classic to modern, and a technological know how permitting to develop exclusive projects.

Handles and accessories, produced with a broad range of finishes and materials, are characterized by a high planning and productive standard; research and development are complying with the manufacturers and designers requirements. A production which has become, over the years, wider and wider.



Unità produttive / Production units

Oggi Cosma può vantare impianti produttivi all'avanguardia per la produzione e finitura di maniglie ed accessori in zama, alluminio ed acciaio inox. Per una migliore organizzazione i cicli produttivi si svolgono in fabbriche separate: nella sede centrale di Cassago Brianza (Lecco) si realizza il ciclo della pressofusione e della finitura della zama, mentre nella sede di Colonnella (Teramo) si effettuano le lavorazioni dell'acciaio e dell'alluminio garantendo così la più ampia gamma di servizi e prodotti offerti. Cosma, al servizio di chi progetta, al servizio di chi produce.

Nowadays, Cosma can boast cutting edge production plants for creating and finishing its handles and accessories in zamak, aluminium and stainless steel. For a better organisation the working processes are carried out in two production plants: the head office of Cassago Brianza (Lecco) where die-casting, production and finishes of zamak take place and the other factory of Colonnella (Teramo) where Cosma realizes the stainless steel and aluminum working processes. Cosma, at designers service, at producers service.

Progettazione / Design

Supportiamo e affianchiamo architetti e designer nello sviluppo dei propri progetti. Il reparto ricerca e sviluppo riveste un ruolo fondamentale per Cosma, che investe molte risorse proprio in quest'ambito. Il nostro ufficio tecnico segue il progetto dall'idea iniziale, alla prototipazione fino all'industrializzazione e produzione di serie. L'azienda si avvale delle più moderne tecnologie in ambito di progettazione 3D, prototipazione rapida e studio tecnico del prodotto.

We support and work alongside architects and designers for developing their own designs. The research and development department plays a key role for Cosma, which invests a great deal of resources in this field. Our technical department supervises the design from the initial concept right up to the prototyping, industrialization and mass production. The company avails of cutting-edge technologies for 3D design, rapid prototyping and technical product's analysis.

Le collezioni proposte in questo capitolo sono destinate ai produttori e ai progettisti che vogliono elevare la qualità del mobile. Maniglie e accessori originali ed esclusivi, prodotti con materiali innovativi e finiti con estrema cura destinati all'arredamento delle case contemporanee e future.

The wide range of products shown in this section is destined to producers and designers who want to elevate the final quality of modern furniture. Original and exclusive handles and accessories, produced with innovative materials and finished with extreme care destined to the furnishing of contemporary and future homes.

Integrate Modulari / Modular Integrated

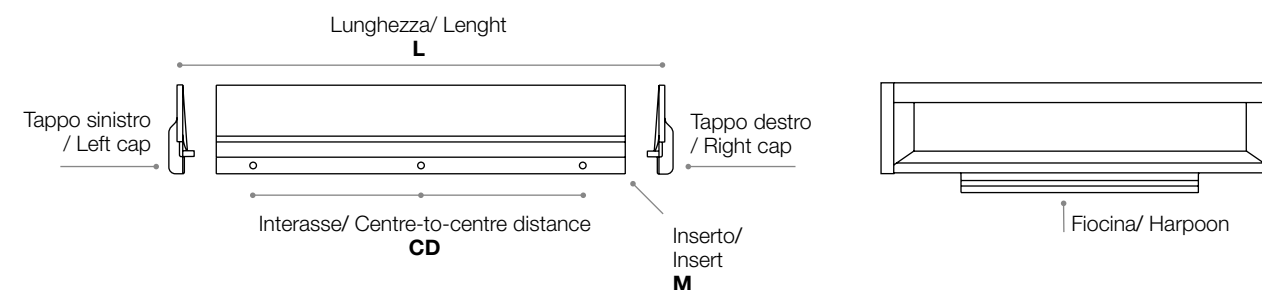
Queste maniglie sono studiate per essere integrate nell'anta e sono composte da un profilo in alluminio e terminali in zama. Grazie a questo design, è possibile realizzare un prodotto su misura e per ogni esigenza.

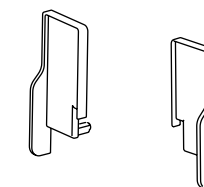


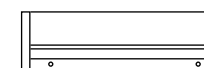
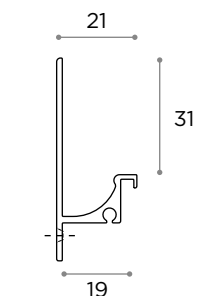
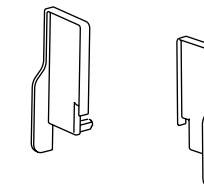
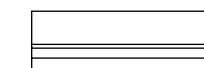


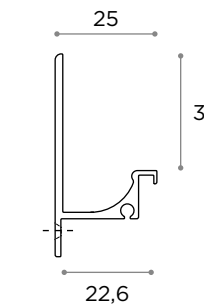
These handles are designed to be integrated into the door and are composed of an aluminum profile and zamak terminals. Thanks to this design, it is possible to create a custom product to meet various needs.




Le maniglie integrate nelle prossime pagine, sono disponibili nelle misure standard come da dettaglio o in barre da 3m. Cosma express offre inoltre la possibilità di acquistare barre e terminali nelle quantità desiderate per poter personalizzare le maniglie su misura. I profili sono realizzati in alluminio, mentre i tappi sono in zama.




The handles integrated on the next pages are available in standard sizes as per detail, or in 3m bars. Cosma express also offers the possibility of purchasing bars and terminals in the desired quantities to be able to customize the made-to-measure handles. The profiles are made of aluminium, while the caps are made of zamak.



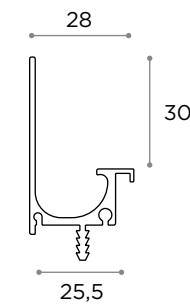
GUIDA ALLA LETTURA / READING GUIDE





ITEM	SPESSORE ANTA / DOOR THICKNESS	MATERIALE / MATERIAL
700 - 583	22 mm	Alluminio + zama / Aluminum + zamak
FINITURE / FINISHING		
		
NERO SPAZZOLATO / BRUSHED BLACK 20C.20M	GHISA / CAST IRON 66P.660	EFFETTO ACCIAIO / MATT STEEL EFFECT 37D.23D
DESCRIZIONE / DESCRIPTION	L (mm)	FIN. ART.
Maniglia completa di tappi / Handle complete with caps	200	Nero spazz./ Brushed black 000700 000005 Ghisa/ Cast iron 000700 000003 Eff. acciaio/ Matt steel effect 000700 000006
Maniglia con tappi smontati / Handle with caps removed	1200	Nero spazz./ Brushed black 000700.CONF-000001 Ghisa/ Cast iron 000700.CONF-000002 Eff. acciaio/ Matt steel effect 000700.CONF-000003
Profilo maniglia non lavorato / Unworked handle profile	3000	Nero spazz./ Brushed black M000583.IS 000039 Ghisa/ Cast iron M000583.IS 000040 Eff. acciaio/ Matt steel effect M000583.IS 000041
Tappo destro / Right cap		Nero/ Black M000583.TPSUPDX 000017 Ghisa/ Cast iron M000583.TPSUPDX 000010 Eff. acciaio/ Matt steel effect M000583.TPSUPDX 000018
Tappo sinistro / Left cap		Nero/ Black M000583.TPSUPSX 000015 Ghisa/ Cast iron M000583.TPSUPSX 000008 Eff. acciaio/ Matt steel effect M000583.TPSUPSX 000016

ITEM	SPESSORE ANTA / DOOR THICKNESS	MATERIALE / MATERIAL
778 - 766	18 mm	Alluminio + zama / Aluminum + zamak
FINITURE / FINISHING		
		
NERO SPAZZOLATO / BRUSHED BLACK 20C.20M	GHISA / CAST IRON 66P.660	EFFETTO ACCIAIO / MATT STEEL EFFECT 37D.23D
DESCRIZIONE / DESCRIPTION	L (mm)	FIN. ART.
Maniglia completa di tappi / Handle complete with caps	200	Nero spazz./ Brushed black 000778 000002 Ghisa/ Cast iron 000778 000003 Eff. acciaio/ Matt steel effect 000778 000004
Maniglia con tappi smontati / Handle with caps removed	1200	Nero spazz./ Brushed black 000778.CONF-000001 Ghisa/ Cast iron 000778.CONF-000002 Eff. acciaio/ Matt steel effect 000778.CONF-000003
Profilo maniglia non lavorato / Unworked handle profile	3000	Nero spazz./ Brushed black M000766.IS 000016 Ghisa/ Cast iron M000766.IS 000014 Eff. acciaio/ Matt steel effect M000766.IS 000015
Tappo destro / Right cap		Nero/ Black M000766.TPDXSUP 000001 Ghisa/ Cast iron M000766.TPDXSUP 000008 Eff. acciaio/ Matt steel effect M000766.TPDXSUP 000009
Tappo sinistro / Left cap		Nero/ Black M000766.TPSXSUP 000001 Ghisa/ Cast iron M000766.TPSXSUP 000006 Eff. acciaio/ Matt steel effect M000766.TPSXSUP 000007




ITEM
699

SPESSORE ANTA / DOOR THICKNESS
25 mm

MATERIALE / MATERIAL
Alluminio + zama / Aluminum + zamak

FINITURE / FINISHING


NERO SPAZZOLATO
/ BRUSHED BLACK
20C.20M


EFFETTO ACCIAIO
/ MATT STEEL EFFECT
37D.23D

DESCRIZIONE / DESCRIPTION

L (mm)

FIN. ART.

Profilo maniglia non lavorato
/ Unworked handle profile

3000

Nero spazz./ Brushed black
Eff. acciaio/ Matt steel effect

M000699.IS 000014
M000699.IS 000015

Tappo destro
/ Right cap

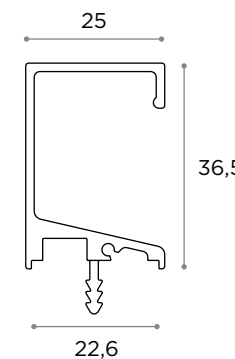
Nero/ Black
Eff. acciaio/ Matt steel effect

M000699.TPDX 000009
M000699.TPDX 000010

Tappo sinistro
/ Left cap

Nero/ Black
Eff. acciaio/ Matt steel effect

M000699.TPSX 000009
M000699.TPSX 000010







ITEM	SPESSORE ANTA / DOOR THICKNESS	MATERIALE / MATERIAL
758 - 759	22 mm	Alluminio + zama / Aluminum + zamak

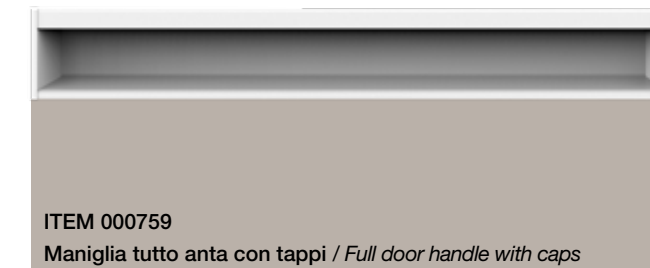

FINITURE / FINISHING

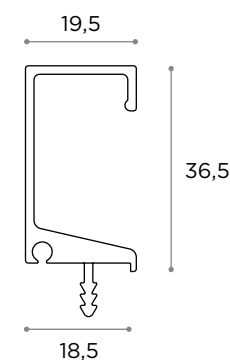

NERO SPAZZOLATO
/ BRUSHED BLACK
20C.20M



EFFETTO ACCIAIO
/ MATT STEEL EFFECT
37D.23D

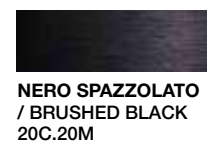
DESCRIZIONE / DESCRIPTION	L (mm)	FIN.	ART.
 Maniglia completa di tappi / Handle complete with caps	200	Nero spazz./ <i>Brushed black</i>	M000758 000016
		Eff. acciaio/ <i>Matt steel effect</i>	M000758 000017
 Profilo maniglia non lavorato / Unworked handle profile	3000	Nero spazz./ <i>Brushed black</i>	M000758.IS 000049
		Eff. acciaio/ <i>Matt steel effect</i>	M000758.IS 000051
 Tappo destro per integrata / Right cap for integrated handle		Nero/ <i>Black</i>	M000758.TPDX 000002
		Eff. acciaio/ <i>Matt steel effect</i>	M000758.TPDX 000003
 Tappo sinistro per integrata / Left cap for integrated handle		Nero/ <i>Black</i>	M000758.TPSX 000002
		Eff. acciaio/ <i>Matt steel effect</i>	M000758.TPSX 000003
 Tappo dx per maniglia tutto anta / Right cap for full door handle		Nero/ <i>Black</i>	M000759.TPDX 000002
		Eff. acciaio/ <i>Matt steel effect</i>	M000759.TPDX 000003
 Tappo sx per maniglia tutto anta / Left cap for full door handle		Nero/ <i>Black</i>	M000759.TPSX 000002
		Eff. acciaio/ <i>Matt steel effect</i>	M000759.TPSX 000003





ITEM **795** SPESSORE ANTA / DOOR THICKNESS **18 mm** MATERIALE / MATERIAL **Alluminio + zama / Aluminum + zamak**

FINITURE / FINISHING

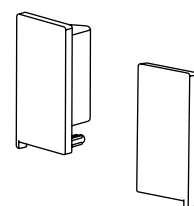


NERO SPAZZOLATO
/ BRUSHED BLACK
20C.20M



EFFETTO ACCIAIO
/ MATT STEEL EFFECT
37D.23D

DESCRIZIONE / DESCRIPTION	L (mm)	FIN.	ART.
Profilo maniglia non lavorato / Unworked handle profile	3000	Nero spazz./ <i>Brushed black</i> Eff. acciaio/ <i>Matt steel effect</i>	M000795.IS 000038 M000795.IS 000039

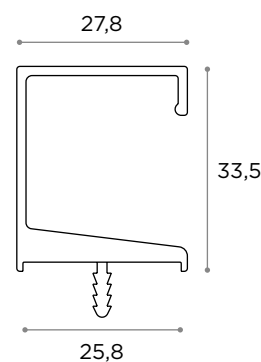


Tappo dx per maniglia tutto anta
/ Right cap for full door handle

Nero/ *Black* M000795.TPDX 000006
Eff. acciaio/ *Matt steel effect* M000795.TPDX 000010

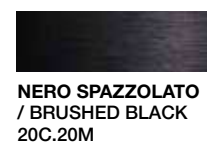
Tappo sx per maniglia tutto anta
/ Left cap for full door handle

Nero/ *Black* M000795.TPSX 000006
Eff. acciaio/ *Matt steel effect* M000795.TPSX 000009



ITEM **787** SPESSORE ANTA / DOOR THICKNESS **25 mm** MATERIALE / MATERIAL **Alluminio + zama / Aluminum + zamak**

FINITURE / FINISHING




NERO SPAZZOLATO
/ BRUSHED BLACK
20C.20M



EFFETTO ACCIAIO
/ MATT STEEL EFFECT
37D.23D

DESCRIZIONE / DESCRIPTION	L (mm)	FIN.	ART.
Profilo maniglia non lavorato / Unworked handle profile	3000	Nero spazz./ <i>Brushed black</i> Eff. acciaio/ <i>Matt steel effect</i>	M000787.IS 000002 M000787.IS 000003



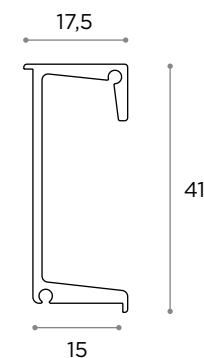
Tappo destro per integrata
/ Right cap for integrated handle

Nero/ *Black* M000787.TPDX 000005
Eff. acciaio/ *Matt steel effect* M000787.TPDX 000006

Tappo sinistro per integrata
/ Left cap for integrated handle

Nero/ *Black* M000787.TPSX 000005
Eff. acciaio/ *Matt steel effect* M000787.TPSX 000006





ITEM
000831

SPESSORE ANTA / DOOR THICKNESS
≥ 18 mm

MATERIALE / MATERIAL
Alluminio + zama / Aluminum + zamak


FINITURE / FINISHING


NERO OPACO
/ MATT BLACK
20G.20M


EFFETTO ACCIAIO
/ MATT STEEL EFFECT
37D.23D

DESCRIZIONE / DESCRIPTION L (mm)

FIN. ART.




Maniglia completa di tappi
/ Handle complete with caps

200

Nero opaco/ Matt black
Eff. acciaio/ Matt steel effect

000831 000013
000831 000014




Profilo maniglia non lavorato
/ Unworked handle profile

3000

Nero opaco/ Matt black
Eff. acciaio/ Matt steel effect

M000831.IS 000014
M000831.IS 000015



Tappo destro
/ Right cap

Nero/ Black
Eff. acciaio/ Matt steel effect

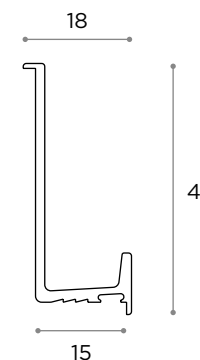
M000831.TPDX 000004
M000831.TPDX 000005

Tappo sinistro
/ Left cap

Nero/ Black
Eff. acciaio/ Matt steel effect

M000831.TPSX 000004
M000831.TPSX 000005





ITEM
000855

SPESSORE ANTA / DOOR THICKNESS
≥ 18 mm

MATERIALE / MATERIAL
Alluminio + zama / Aluminum + zamak

FINITURE / FINISHING



NERO OPACO
/ MATT BLACK
20G.20M



EFFETTO ACCIAIO
/ MATT STEEL EFFECT
37D.23D

DESCRIZIONE / DESCRIPTION

L (mm)

FIN. ART.




Maniglia completa di tappi
/ Complete handle with caps

200

Nero opaco/ *Matt black*
Eff. acciaio/ *Matt steel effect*

000855 000035
000855 000036




Profilo maniglia non lavorato
/ Unworked handle profile

3000

Nero opaco/ *Matt black*
Eff. acciaio/ *Matt steel effect*

M000855.IS 000036
M000855.IS 000035



Tappo destro
/ Right cap

Nero/ *Black*
Eff. acciaio/ *Matt steel effect*

M000855.TPDX 000003
M000855.TPDX 000006

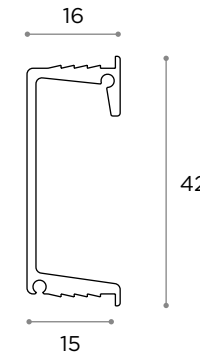


Tappo sinistro
/ Left cap

Nero/ *Black*
Eff. acciaio/ *Matt steel effect*

M000855.TPSX 000003
M000855.TPSX 000006




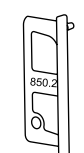




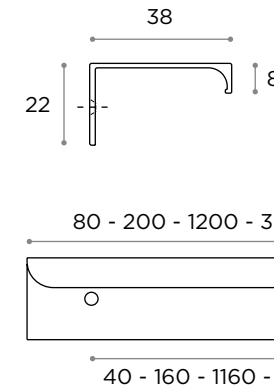
ITEM 000850 SPESSORE ANTA / DOOR THICKNESS ≥ 18 mm MATERIALE / MATERIAL Alluminio + zama / Aluminum + zamak

FINITURE / FINISHING



DESCRIZIONE / DESCRIPTION	L (mm)	FIN.	ART.
 Maniglia completa di tappi / Handle complete with caps	200	Nero opaco/ Matt black	000850 000039
		Eff. acciaio/ Matt steel effect	000850 000040
 Profilo maniglia non lavorato / Unworked handle profile	3000	Nero opaco/ Matt black	M000850.IS 000040
		Eff. acciaio/ Matt steel effect	M000850.IS 000039
 Tappo destro / Right cap		Nero/ Black	M000850.TPDX 000006
		Eff. acciaio/ Matt steel effect	M000850.TPDX 000007
 Tappo sinistro / Left cap		Nero/ Black	M000850.TPSX 000006
		Eff. acciaio/ Matt steel effect	M000850.TPSX 000007



**DESCRIZIONE / DESCRIPTION**

Maniglia bordoanta con interasse
/ Door edge handle with center distance

Profilo maniglia non lavorato
/ Unworked handle profile

ITEM
000100

SPESSORE ANTA / DOOR THICKNESS
18 - 22 mm

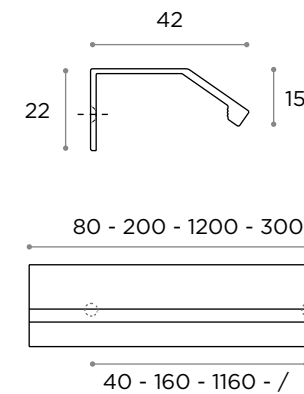
MATERIALE / MATERIAL
Alluminio / Aluminum

FINITURE / FINISHING

NERO SPAZZOLATO
/ BRUSHED BLACK
20C

EFFETTO ACCIAIO
/ MATT STEEL EFFECT
37D

L (mm)	CD (mm)	FIN.	ART.
80	40	Nero spaz./ <i>Brushed black</i> Eff. acciaio/ <i>Matt steel effect</i>	000100 000001 000100 000005
200	160	Nero spaz./ <i>Brushed black</i> Eff. acciaio/ <i>Matt steel effect</i>	000100 000002 000100 000006
1200	1160	Nero spaz./ <i>Brushed black</i> Eff. acciaio/ <i>Matt steel effect</i>	000100 000003 000100 000007
3000	/	Nero spaz./ <i>Brushed black</i> Eff. acciaio/ <i>Matt steel effect</i>	000100 000004 000100 000008

**DESCRIZIONE / DESCRIPTION**

Maniglia bordoanta con interasse
/ Door edge handle with center distance

Profilo maniglia non lavorato
/ Unworked handle profile

ITEM
000101

SPESSORE ANTA / DOOR THICKNESS
18 - 22 mm

MATERIALE / MATERIAL
Alluminio / Aluminum

FINITURE / FINISHING

NERO SPAZZOLATO
/ BRUSHED BLACK
20C

EFFETTO ACCIAIO
/ MATT STEEL EFFECT
37D

L (mm)	CD (mm)	FIN.	ART.
80	40	Nero spaz./ <i>Brushed black</i> Eff. acciaio/ <i>Matt steel effect</i>	000101 000001 000101 000005
200	160	Nero spaz./ <i>Brushed black</i> Eff. acciaio/ <i>Matt steel effect</i>	000101 000002 000101 000006
1200	1160	Nero spaz./ <i>Brushed black</i> Eff. acciaio/ <i>Matt steel effect</i>	000101 000003 000101 000007
3000	/	Nero spaz./ <i>Brushed black</i> Eff. acciaio/ <i>Matt steel effect</i>	000101 000004 000101 000008

23/



Integrate / Integrated

Queste maniglie incorporate nell'anta sono disponibili in una sola misura e dimensione.


These handles incorporated into the door are available in only one size and dimension.



ITEM
012975

SPESSORE ANTA / DOOR THICKNESS
≥ 20 mm

MATERIALE / MATERIAL
Zama / Zamak



FINITURE / FINISHING

NERO PURO
/ PURE BLACK
20H

ACCIAIO BRILLANTE
/ BRILLIANT STEEL
23DM

L (mm)

FIN.

ART.

120x60

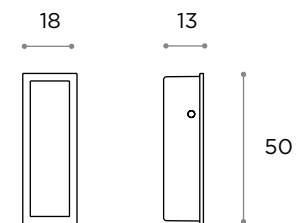
Nero puro/ Pure black 012975 000009
Acciaio brillante/ Brilliant steel 012975 000008



ITEM
012596

SPESSORE ANTA / DOOR THICKNESS
≥ 18 mm

MATERIALE / MATERIAL
Zama / Zamak



FINITURE / FINISHING

NERO PURO
/ PURE BLACK
20H

GHISA
/ CAST IRON
660

EFF. ACCIAIO SATINATO
/ BRUSHED STEEL
16S

L (mm)

FIN.

ART.

18x50

Nero puro/ Pure black 012596 000023
Ghisa/ Cast iron 012596 000022
Eff. acc. satinato/ Brushed steel 012596 000015



ITEM 012856	SPESSORE ANTA / DOOR THICKNESS ≥ 18 mm	MATERIALE / MATERIAL Zama / Zamak
-----------------------	--	---

		FINITURE / FINISHING
		NERO PURO / PURE BLACK 20H GHISA / CAST IRON 660 CHAMPAGNE 270

L (mm)	FIN.	ART.
198	Nero puro/ Pure black	012856 000011
	Ghisa/ Cast iron	012856 000014
	Champagne	012856 000009

VISTA PRODOTTO / PRODUCT VIEW

ITEM 013030	SPESSORE ANTA / DOOR THICKNESS ≥ 18 mm	MATERIALE / MATERIAL Zama / Zamak
-----------------------	--	---

		FINITURE / FINISHING
		NERO PURO / PURE BLACK 20H GHISA / CAST IRON 660

L (mm)	FIN.	ART.
204	Nero puro/ Pure black	013030 000007
	Ghisa/ Cast iron	013030 000001



Ponte modulari / Modular bridge

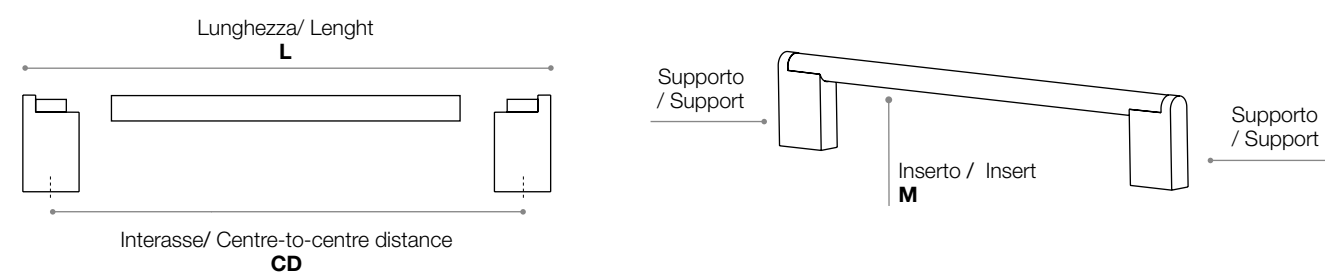
Le maniglie a ponte sono elementi funzionali e di design utilizzati per arricchire l'estetica e la funzionalità dei mobili di arredo delle cucine e di qualsiasi altro ambiente.

Nelle pagine successive sono mostrate maniglie a ponte costituite da una barra lavorata a misura oppure da un inserto orizzontale collegato a due supporti.

Bridge handles are functional and design elements used to enrich the aesthetics and functionality of kitchen furniture and any other environment.

On the following pages, bridge handles made up of a custom-made bar or a horizontal insert connected to two supports are shown.

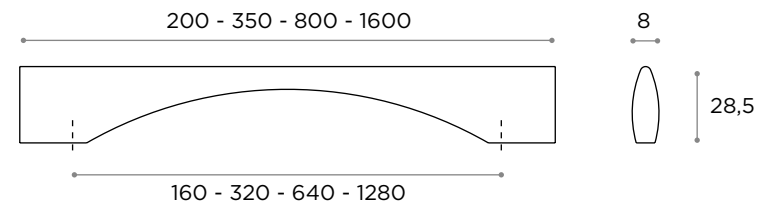
GUIDA ALLA LETTURA / READING GUIDE





ITEM
012943 - 000587

MATERIALE / MATERIAL
Alluminio o zama / Aluminum or Zamak



FINITURE / FINISHING



EFFETTO ACCIAIO
/ MATT STEEL EFFECT
37D

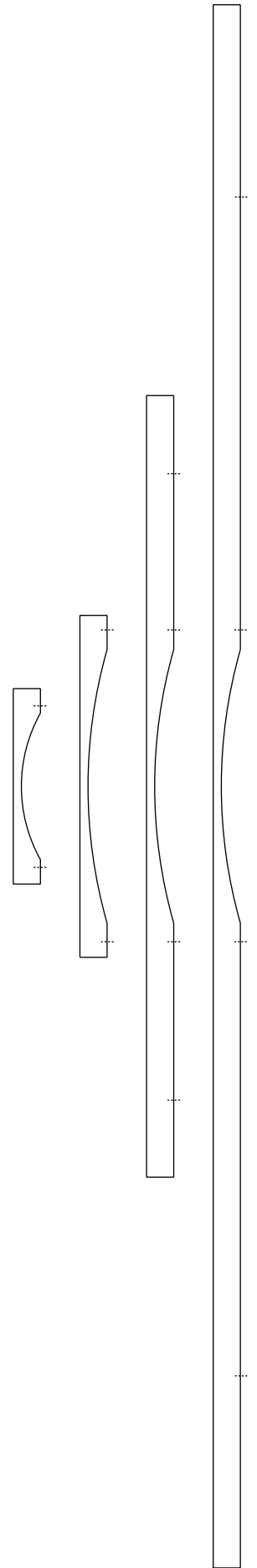



GHISA
/ CAST IRON
66P



CROMO LUCIDO
/ BRIGHT CHROME
260





L (mm)	CD (mm)	FIN.	ART.	MAT.
200	160	Eff. acciaio/ Matt steel effect	000587 000031	Alu
		Ghisa/ Cast iron	012943 000007	Zama
		Cromo lucido/ Bright chrome	012943 000002	Zama
350	320	Eff. acciaio/ Matt steel effect	000587 000032	Alu
		Ghisa/ Cast iron	012943 000008	Zama
		Cromo lucido/ Bright chrome	012943 000001	Zama
800	320+640	Eff. acciaio/ Matt steel effect	000587 000020	Alu
		Ghisa/ Cast iron	000587 000013	Alu
		Cromo lucido/ Bright chrome	000587 000015	Alu
1600	320+1280	Eff. acciaio/ Matt steel effect	000587 000021	Alu
		Ghisa/ Cast iron	000587 000012	Alu
		Cromo lucido/ Bright chrome	000587 000005	Alu

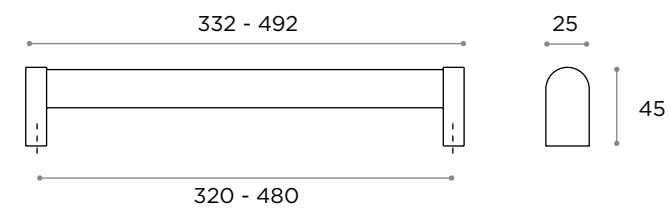


ITEM
000770MATERIALE / MATERIAL
Acciaio inox + zama / Stainless steel + Zamak

FINITURE / FINISHING





ACCIAIO INOX
/ STAINLESS STEEL
36D.16M

	DESCRIZIONE / DESCRIPTION	L (mm)	CD (mm)	FIN.	ART.
	Maniglia completa di supporti / Handle complete with support	332 492	320 480	Acc. inox/ Stainless steel Acc. inox/ Stainless steel	000770 000029 000770 000030
	Tubo per maniglia Ø 22 / Tube for handle Ø 22	3000	/	Acc. inox/ Stainless steel	M000770.IS 000032
	Supporti laterali / Lateral supports			Eff. acciaio/ Steel effect	M000396.SUP 000010
	Supporto centrale / Central support			Eff. acciaio/ Steel effect	M059000.SU 000010

ITEM
000771MATERIALE / MATERIAL
Alluminio + zama / Aluminum + Zamak

FINITURE / FINISHING

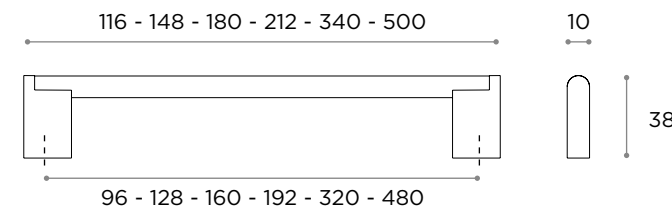
NERO LAVA
/ BLACK LAVA
20P.20M

	DESCRIZIONE / DESCRIPTION	L (mm)	CD (mm)	FIN.	ART.
	Maniglia completa di supporti / Handle complete with support	332 492	320 480	Nero lava/ Black lava Nero lava/ Black lava	000771 000040 000771 000050
	Tubo per maniglia Ø 22 / Tube for handle Ø 22	3000	/	Nero lava/ Black lava	M000771.IS 000088
	Supporti laterali / Lateral supports			Nero lava/ Black lava	M000396.SUP 000002
	Supporto centrale / Central support			Nero lava/ Black lava	M059000.SU 000004



ITEM
000554

MATERIALE / MATERIAL
Acciaio inox + zama / Stainless steel + zamak



FINITURE / FINISHING

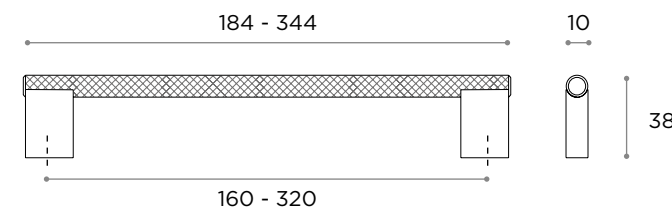
ACCIAIO INOX
/ STAINLESS STEEL
36D.160

L (mm)	CD (mm)	FIN.	ART.
116	96	Acc. inox/ Stainless steel	000554 000031
148	128	Acc. inox/ Stainless steel	000554 000034
180	160	Acc. inox/ Stainless steel	000554 000002
212	192	Acc. inox/ Stainless steel	000554 000013
340	320	Acc. inox/ Stainless steel	000554 000001
500	480	Acc. inox/ Stainless steel	000554 000026



ITEM
000106

MATERIALE / MATERIAL
Alluminio godronato / Knurled aluminum



FINITURE / FINISHING

EFF. ACCIAIO CHIARO
/ LIGHT MATT STEEL
37B

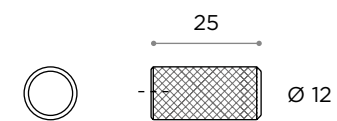
NERO OPACO
/ MATT BLACK
20G

L (mm)	CD (mm)	FIN.	ART.
184	160	Eff. acciaio chiaro/ Light matt steel	000106 000003
		Nero opaco/ Matt black	000106 000001
344	320	Eff. acciaio chiaro/ Light matt steel	000106 000004
		Nero opaco/ Matt black	000106 000002



ITEM
024156

MATERIALE / MATERIAL
Alluminio godronato / Knurled aluminum



FINITURE / FINISHING

EFF. ACCIAIO CHIARO
/ LIGHT MATT STEEL
37B

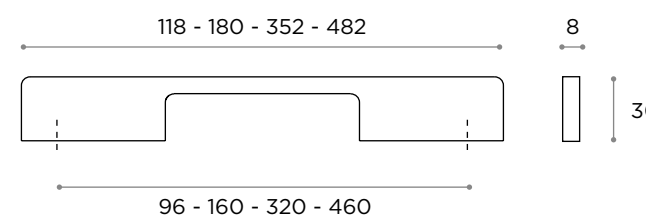
NERO OPACO
/ MATT BLACK
20G

L (mm)	CD (mm)	FIN.	ART.
25	/	Eff. acciaio chiaro/ Light matt steel	024156 000002
		Nero opaco/ Matt black	024156 000001



ITEM
000459 - 000388

MATERIALE / MATERIAL
Alluminio / Aluminum



FINITURE / FINISHING



GHISA
/ CAST IRON
66P



EFFETTO ACCIAIO
/ MATT STEEL
EFFECT
37D



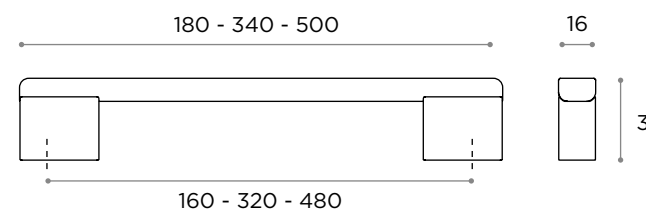
CROMO LUCIDO
/ BRIGHT CHROME
260

L (mm)	CD (mm)	FIN.	ART.
118	96	Ghisa/ Cast iron	000459 000001
		Eff. acciaio/ Matt steel effect	000459 000006
		Cromo lucido/ Bright chrome	000459 000002
180	160	Ghisa/ Cast iron	000388 000024
		Eff. acciaio/ Matt steel effect	000388 000047
		Cromo lucido/ Bright chrome	000388 000018
352	320	Ghisa/ Cast iron	000388 000016
		Eff. acciaio/ Matt steel effect	000388 000048
		Cromo lucido/ Bright chrome	000388 000025
482	460	Ghisa/ Cast iron	000388 000032
		Eff. acciaio/ Matt steel effect	000388 000051
		Cromo lucido/ Bright chrome	000388 000031



ITEM
000810

MATERIALE / MATERIAL
Alluminio / Aluminum



FINITURE / FINISHING




EFFETTO ACCIAIO
/ MATT STEEL EFFECT
37D



NERO SPAZZOLATO
/ BRUSHED BLACK
20C

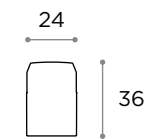
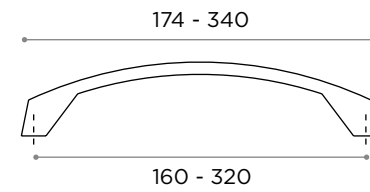
L (mm)	CD (mm)	FIN.	ART.
180	160	Eff. acciaio/ Matt steel effect	000810 000131
		Nero spaz./ Brushed black	000810 000134
340	320	Eff. acciaio/ Matt steel effect	000810 000132
		Nero spaz./ Brushed black	000810 000135
500	480	Eff. acciaio/ Matt steel effect	000810 000133
		Nero spaz./ Brushed black	000810 000136




Ponte / Bridge

Costituite da un unico pezzo, disponibili in misure standard e non modificabili. Grazie a questa caratteristica, è possibile realizzare maniglie con una grande varietà di stili che assumono diverse forme, dalla più lineare alla più complessa.

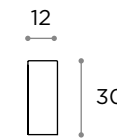
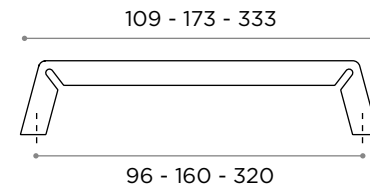

Made from a single piece, available in standard and non-modifiable sizes. Thanks to this feature, it is possible to create handles with a great variety of styles ranging from the most linear to the most complex.


ITEM
012736 - 012643
MATERIALE / MATERIAL
Alluminio o zama / Aluminum or zamak

FINITURE / FINISHING


EFF. ACCIAIO SATINATO
 / BRUSHED STEEL
 16S


CROMO LUCIDO
 / BRIGHT CHROME
 260

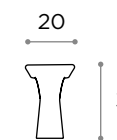
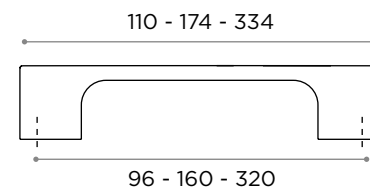
L (mm)	CD (mm)	FIN.	ART.	MAT.
174	160	Eff. acciaio satinato/ <i>Brushed steel</i> Cromo lucido/ <i>Bright chrome</i>	012736 000001 012736 000002	Alu Alu
340	320	Eff. acciaio satinato/ <i>Brushed steel</i> Cromo lucido/ <i>Bright chrome</i>	012643 000003 012643 000002	Zama Zama


ITEM
012789 - 012748 - 012749
MATERIALE / MATERIAL
Zama / Zamak

FINITURE / FINISHING

NERO LAVA
 / BLACK LAVA
 20P



EFF. ACCIAIO SATINATO
 / BRUSHED STEEL
 16S


CROMO LUCIDO
 / BRIGHT CHROME
 260

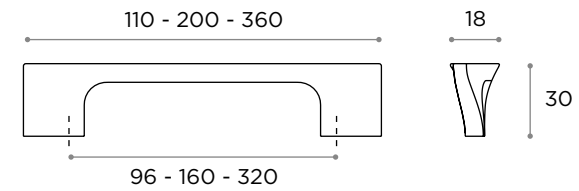
L (mm)	CD (mm)	FIN.	ART.
109	96	Nero lava/ <i>Black lava</i> Eff. acciaio satinato/ <i>Brushed steel</i> Cromo lucido/ <i>Bright chrome</i>	012789 000006 012789 000001 012789 000002
173	160	Nero lava/ <i>Black lava</i> Eff. acciaio satinato/ <i>Brushed steel</i> Cromo lucido/ <i>Bright chrome</i>	012748 000003 012748 000001 012748 000002
333	320	Nero lava/ <i>Black lava</i> Eff. acciaio satinato/ <i>Brushed steel</i> Cromo lucido/ <i>Bright chrome</i>	012749 000002 012749 000001 012749 000003


ITEM
012846
MATERIALE / MATERIAL
Zama / Zamak

FINITURE / FINISHING


EFF. ACCIAIO SATINATO
 / BRUSHED STEEL
 16S


CROMO LUCIDO
 / BRIGHT CHROME
 260

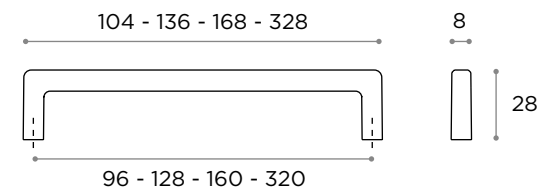

L (mm)	CD (mm)	FIN.	ART.
110	96	Eff. acciaio satinato/ <i>Brushed steel</i> Cromo lucido/ <i>Bright chrome</i>	012846 000005 012846 000007
174	160	Eff. acciaio satinato/ <i>Brushed steel</i> Cromo lucido/ <i>Bright chrome</i>	012846 000006 012846 000002
334	320	Eff. acciaio satinato/ <i>Brushed steel</i> Cromo lucido/ <i>Bright chrome</i>	012846 000003 012846 000001


**ITEM
012857**
**MATERIALE / MATERIAL
Zama / Zamak**

FINITURE / FINISHING

EFF. ACCIAIO SATINATO
/ BRUSHED STEEL
16S


CROMO LUCIDO
/ BRIGHT CHROME
260

L (mm)	CD (mm)	FIN.	ART.
110	96	Eff. acciaio satinato/ <i>Brushed steel</i> Cromo lucido/ <i>Bright chrome</i>	012857 000003 012857 000002
200	160	Acciaio chiaro/ <i>Shine steel</i> Cromo lucido/ <i>Bright chrome</i>	012857 000006 012857 000004
360	320	Acciaio chiaro/ <i>Shine steel</i> Cromo lucido/ <i>Bright chrome</i>	012857 000008 012857 000005

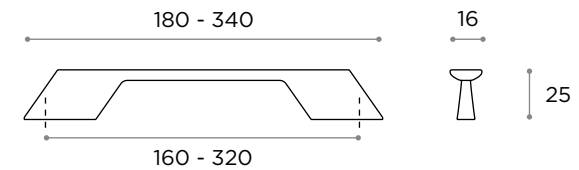
**ITEM
012861**
**MATERIALE / MATERIAL
Zama / Zamak**

FINITURE / FINISHING

GHISA
/ CAST IRON
660


EFF. ACCIAIO SAT.
/ BRUSHED STEEL
16S


NERO LAVA
/ BLACK LAVA
20M



CROMO LUCIDO
/ BRIGHT CHROME
260

L (mm)	CD (mm)	FIN.	ART.
104	96	Ghisa/ <i>Cast iron</i> Eff. acciaio satinato/ <i>Brushed steel</i> Nero lava/ <i>Black lava</i> Cromo lucido/ <i>Bright chrome</i>	012861 000077 012861 000016 012861 000067 012861 000025
136	128	Ghisa/ <i>Cast iron</i> Eff. acciaio satinato/ <i>Brushed steel</i> Nero lava/ <i>Black lava</i> Cromo lucido/ <i>Bright chrome</i>	012861 000078 012861 000032 012861 000066 012861 000012
168	160	Ghisa/ <i>Cast iron</i> Eff. acciaio satinato/ <i>Brushed steel</i> Nero lava/ <i>Black lava</i> Cromo lucido/ <i>Bright chrome</i>	012861 000014 012861 000002 012861 000022 012861 000010
328	320	Ghisa/ <i>Cast iron</i> Eff. acciaio satinato/ <i>Brushed steel</i> Nero lava/ <i>Black lava</i> Cromo lucido/ <i>Bright chrome</i>	012861 000005 012861 000001 012861 000063 012861 000006

**ITEM
012904**
**MATERIALE / MATERIAL
Zama / Zamak**

FINITURE / FINISHING

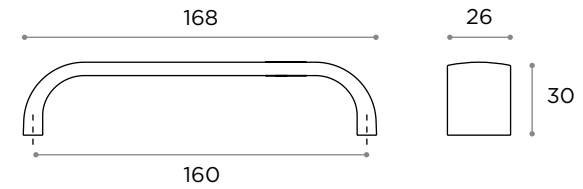
NERO LAVA
/ BLACK LAVA
20M


EFF. ACCIAIO SATINATO
/ BRUSHED STEEL
16S


CROMO LUCIDO
/ BRIGHT CHROME
260

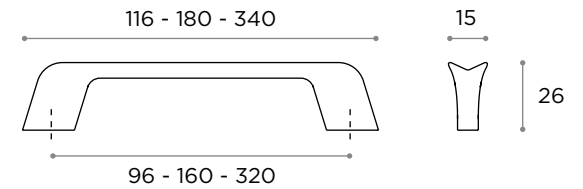
L (mm)	CD (mm)	FIN.	ART.
180	160	Nero lava/ <i>Black lava</i> Eff. acciaio satinato/ <i>Brushed steel</i> Cromo lucido/ <i>Bright chrome</i>	012904 000010 012904 000004 012904 000003
340	320	Nero lava/ <i>Black lava</i> Eff. acciaio satinato/ <i>Brushed steel</i> Cromo lucido/ <i>Bright chrome</i>	012904 000011 012904 000001 012904 000002





ITEM
013002
MATERIALE / MATERIAL
Alluminio / Aluminum

FINITURE / FINISHING

EFF. ACCIAIO SATINATO
/ BRUSHED STEEL
16S

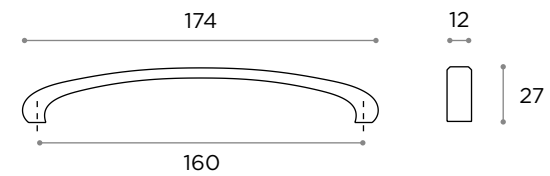


L (mm)	CD (mm)	FIN.	ART.
168	160	Eff. acciaio satinato/ <i>Brushed steel</i>	013002 000001


ITEM
012968
MATERIALE / MATERIAL
Zama / Zamak

FINITURE / FINISHING

GHISA
/ CAST IRON
660

EFF. ACCIAIO SATINATO
/ BRUSHED STEEL
16S

CROMO LUCIDO
/ BRIGHT CHROME
260

L (mm)	CD (mm)	FIN.	ART.
110	96	Ghisa/ <i>Cast iron</i>	012968 000024
		Eff. acciaio satinato/ <i>Brushed steel</i>	012968 000004
		Cromo lucido/ <i>Bright chrome</i>	012968 000018
174	160	Ghisa/ <i>Cast iron</i>	012968 000025
		Eff. acciaio satinato/ <i>Brushed steel</i>	012968 000005
		Cromo lucido/ <i>Bright chrome</i>	012968 000002
334	320	Ghisa/ <i>Cast iron</i>	012968 000026
		Eff. acciaio satinato/ <i>Brushed steel</i>	012968 000010
		Cromo lucido/ <i>Bright chrome</i>	012968 000006

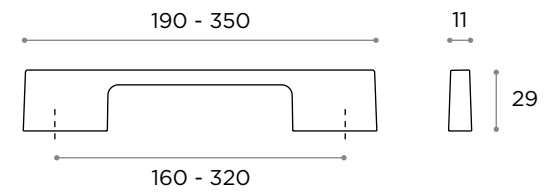

ITEM
012967
MATERIALE / MATERIAL
Zama / Zamak

FINITURE / FINISHING

EFF. ACCIAIO SATINATO
/ BRUSHED STEEL
16S

CROMO LUCIDO
/ BRIGHT CHROME
260

L (mm)	CD (mm)	FIN.	ART.
174	160	Eff. acciaio satinato/ <i>Brushed steel</i>	012967 000001
		Cromo lucido/ <i>Bright chrome</i>	012967 000003



ITEM
012989

MATERIALE / MATERIAL
Zama / Zamak



FINITURE / FINISHING

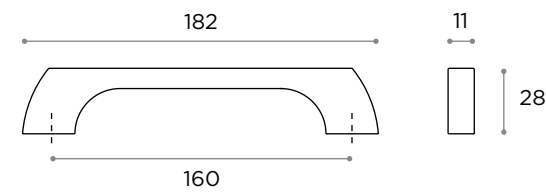
EFF. ACCIAIO SATINATO
/ BRUSHED STEEL
16S

CANNA DI FUCILE
/ BRUSHED GUN METAL
50S

L (mm)	CD (mm)	FIN.	ART.
190	160	Eff. acciaio satinato/ <i>Brushed steel</i> Canna di fucile/ <i>Brush. gun metal</i>	012989 000007 012989 000002
350	320	Eff. acciaio satinato/ <i>Brushed steel</i> Canna di fucile/ <i>Brush. gun metal</i>	012989 000008 012989 000001

ITEM
012998

MATERIALE / MATERIAL
Alluminio / Aluminum



FINITURE / FINISHING

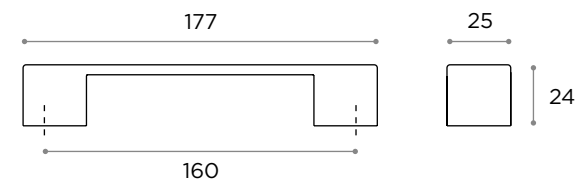
NERO PURO
/ PURE BLACK
20D

ACCIAIO CHIARO
/ SHINE STEEL
160

L (mm)	CD (mm)	FIN.	ART.
182	160	Nero puro/ <i>Pure black</i> Acciaio chiaro/ <i>Shine steel</i>	012998 000003 012998 000006

ITEM
012999

MATERIALE / MATERIAL
Alluminio / Aluminum



FINITURE / FINISHING


EFF. ACCIAIO SATINATO
/ BRUSHED STEEL
16S

L (mm)	CD (mm)	FIN.	ART.
177	160	Eff. acciaio satinato/ <i>Brushed steel</i>	012999 000001





ITEM 013022		MATERIALE / MATERIAL Zama / Zamak		
		FINITURE / FINISHING 		
L (mm)	CD (mm)	FIN.	ART.	
176	160	Nero puro/ Pure black Eff. acciaio satinato/ Brushed steel Ottone spazzolato/ Brushed brass	013022 000005 013022 000001 013022 000002	



ITEM 013037		MATERIALE / MATERIAL Zama / Zamak		
		FINITURE / FINISHING 		
L (mm)	CD (mm)	FIN.	ART.	
172	160	Ghisa/ Cast iron Ottone spazzolato/ Brushed brass	013037 000002 013037 000005	



ITEM 013038		MATERIALE / MATERIAL Zama / Zamak		
		FINITURE / FINISHING 		
L (mm)	CD (mm)	FIN.	ART.	
172	160	Ghisa/ Cast iron Ottone spazzolato/ Brushed brass	013038 000002 013038 000006	


51 /



Presca chiusa / Closed grip

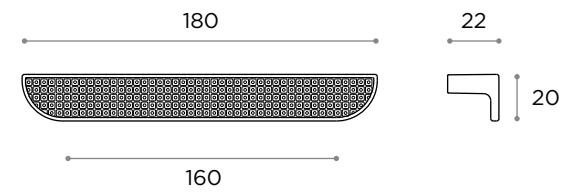
Dal design compatto ed elegante che si adatta bene a spazi con uno stile contemporaneo o minimalista.

With a compact and elegant design that adapts well to spaces with a contemporary or minimalist style.

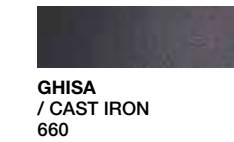


ITEM
013035

MATERIALE / MATERIAL
Zama / Zamak



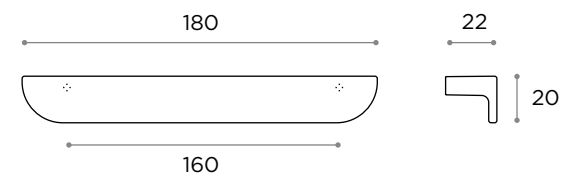
FINITURE / FINISHING



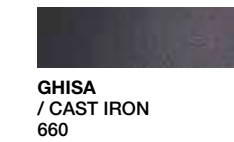
L (mm)	CD (mm)	FIN.	ART.
180	160	Ghisa/ Cast iron	013035 000005
		Ottone spazzolato/ Brushed brass	013035 000004

ITEM
013036

MATERIALE / MATERIAL
Zama / Zamak



FINITURE / FINISHING



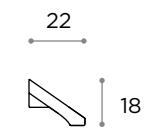
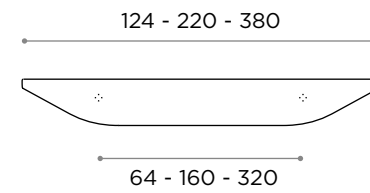
L (mm)	CD (mm)	FIN.	ART.
180	160	Ghisa/ Cast iron	013036 000002
		Ottone spazzolato/ Brushed brass	013036 000003





ITEM
013033

MATERIALE / MATERIAL
Zama / Zamak



FINITURE / FINISHING

EFF. ACCIAIO SATINATO
/ BRUSHED STEEL
16S

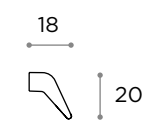
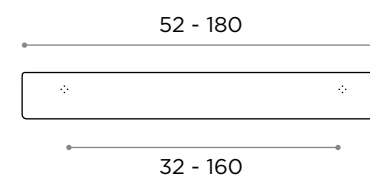
NERO PURO
/ PURE BLACK
20H

L (mm)	CD (mm)	FIN.	ART.
124	64	Acciaio chiaro/ Shine steel	013033 000001
		Nero puro/ Pure black	013033 000018
220	160	Acciaio chiaro/ Shine steel	013033 000002
		Nero puro/ Pure black	013033 000019
380	320	Acciaio chiaro/ Shine steel	013033 000003
		Nero puro/ Pure black	013033 000020



ITEM
013044

MATERIALE / MATERIAL
Zama / Zamak



FINITURE / FINISHING

EFF. ACCIAIO SATINATO
/ BRUSHED STEEL
16S

NERO LAVA
/ BLACK LAVA
20K

L (mm)	CD (mm)	FIN.	ART.
52	32	Acciaio chiaro/ Shine steel	013044 000001
		Nero lava/ Black lava	013044 000005
180	160	Acciaio chiaro/ Shine steel	013044 000003
		Nero lava/ Black lava	013044 000009



Pomoli / Knobs

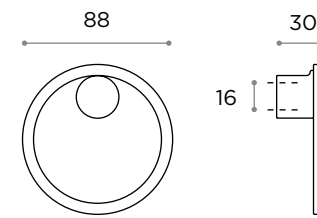
Piccoli oggetti di design che aggiungono un tocco di stile al mobile e all'ambiente. Possono variare in termini di dimensioni, materiali e stili, consentendo una personalizzazione significativa, adattandosi a diversi gusti e stili di arredamento.

Small design objects that add a touch of style to furniture and the environment. They can vary in size, materials and styles, allowing for significant customization, adapting to different tastes and furnishing styles.



ITEM
013039

MATERIALE / MATERIAL
Zama / Zamak



FINITURE / FINISHING



NERO LAVA
/ BLACK LAVA
20M



OTTONE CHIARO
/ LIGHT BRASS
550

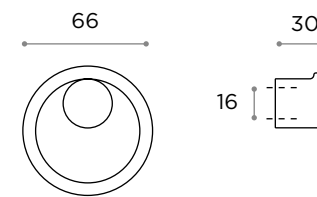
Ø (mm)	CD (mm)
88	16

FIN. ART.

FIN.	ART.
Nero lava/ Black lava	013039 000005
Ottone chiaro/ Light brass	013039 000006

ITEM
013040


MATERIALE / MATERIAL
Zama / Zamak



FINITURE / FINISHING



NERO LAVA
/ BLACK LAVA
20M



OTTONE CHIARO
/ LIGHT BRASS
550

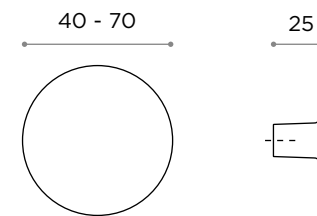
Ø (mm)	CD (mm)
66	16

FIN. ART.

FIN.	ART.
Nero lava/ Black lava	013040 000004
Ottone chiaro/ Light brass	013040 000005

ITEM
024147

MATERIALE / MATERIAL
Zama / Zamak



FINITURE / FINISHING



GHISA
/ CAST IRON
660



OTTONE CHIARO
/ LIGHT BRASS
550

Ø (mm)	CD (mm)
40	/

FIN. ART.

FIN.	ART.
Ghisa/ Cast iron	024147 000016
Ottone chiaro/ Light brass	024147 000017

Ø (mm)	CD (mm)
70	/

FIN.	ART.
Ghisa/ Cast iron	024147 000005
Ottone chiaro/ Light brass	024147 000018



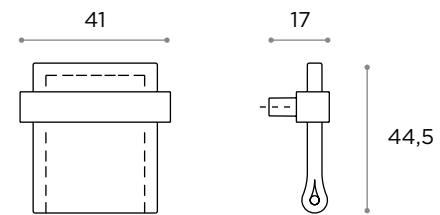
Linea pelle / Leather

L'inserto in cuoio di queste maniglie conferisce un tocco di stile nell'arredamento, oltre a fornire un'impugnatura confortevole e piacevole al tatto. Il contrasto tra il metallo e il calore naturale del cuoio crea un effetto visivo affascinante, ideale per arricchire gli spazi abitativi con un tocco di classe e originalità.

The leather insert on these handles adds a touch of style to the decor while providing a comfortable and pleasant grip. The contrast between the metal and the natural warmth of leather creates a captivating visual effect, ideal for enhancing living spaces with a touch of class and originality.




ITEM
000487*



L (mm)	CD (mm)	FIN.	ART.
44,5	/	Ghisa + testa di moro/ Cast iron + brown	000487 000005

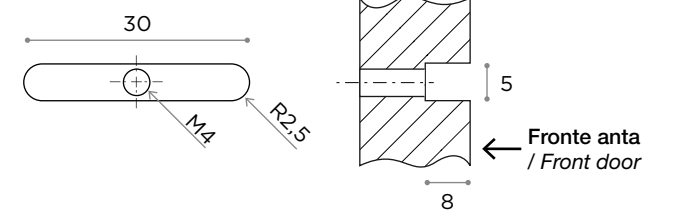
MATERIALE / MATERIAL
Pelle + Zama / Leather + Zamak

FINITURE / FINISHING

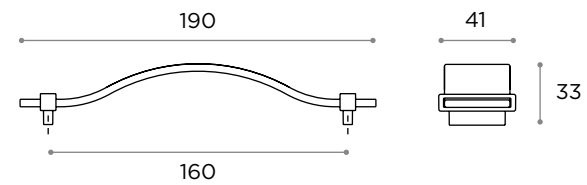


GHISA + TESTA DI MORO
/ CAST IRON + BROWN
660.308

LAVORAZIONE ANTA / DOOR PROCESSING



ITEM
000654**



L (mm)	CD (mm)	FIN.	ART.
190	160	Ghisa + testa di moro/ Cast iron + brown	000654 000001

MATERIALE / MATERIAL
Pelle + Zama / Leather + Zamak

FINITURE / FINISHING



GHISA + TESTA DI MORO
/ CAST IRON + BROWN
660.308



* L'anta deve essere lavorata / Door must be processed

** L'anta può essere lavorata / Door can be processed

65/



Stile Classico / Classical Style

Cosma express offre una raccolta di maniglie dal design intramontabile. Sono la scelta perfetta per chi vuole creare un'atmosfera vintage o riportare un tocco di autenticità in un ambiente d'arredo contemporaneo. Sono ideali per trasformare mobili moderni in pezzi dal fascino classico.

Cosma express offers a collection of handles with a timeless design. They are the perfect choice for those who want to create a vintage atmosphere or bring a touch of authenticity to a contemporary furnishing environment. They are ideal for transforming modern furniture into pieces with classic charm.



ITEM 012207		MATERIALE / MATERIAL Zama / Zamak	
		FINITURE / FINISHING	
		 ACCIAIO LUCIDO / GLOSSY STEEL 160	 BRONZO SFUMATO / SHADED BRONZE 080
L (mm)	CD (mm)	FIN.	ART.
101	64	Acciaio lucido/ Glossy steel Bronzo sfumato/ Shaded bronze	012207 000001 012207 000003
135	96	Acciaio lucido/ Glossy steel Bronzo sfumato/ Shaded bronze	012207 000004 012207 000002

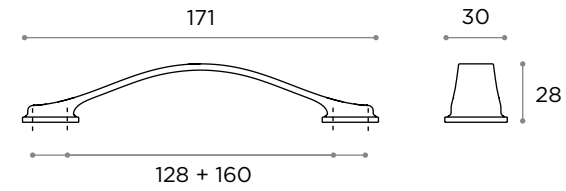


ITEM 012419		MATERIALE / MATERIAL Zama / Zamak	
		FINITURE / FINISHING	
		 NICHEL SF. VECCHIO / SHADED OLD NICKEL 50V	 BRONZO SFUMATO / SHADED BRONZE 080
L (mm)	CD (mm)	FIN.	ART.
170	128	Nichel sf. vecchio/ Shaded old nickel Bronzo sfumato/ Shaded bronze	012419 000008 012419 000005



ITEM
012636

MATERIALE / MATERIAL
Zama / Zamak



FINITURE / FINISHING

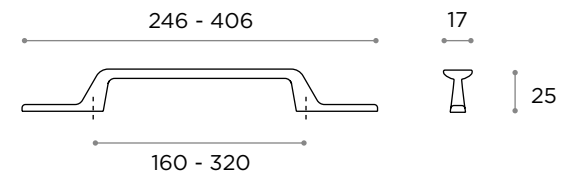


L (mm)	CD (mm)	FIN.	ART.
171	128+160	Eff. acciaio sat./ <i>Brushed steel</i>	012636 000002
		Cromo lucido/ <i>Bright chrome</i>	012636 000010
		Nichel sf. vecchio/ <i>Shad. old nickel</i>	012636 000006
		Bronzo sfumato/ <i>Shaded bronze</i>	012636 000013

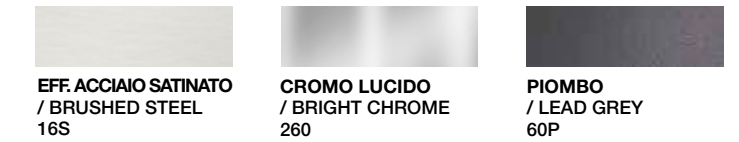


ITEM
012959

MATERIALE / MATERIAL
Zama / Zamak



FINITURE / FINISHING

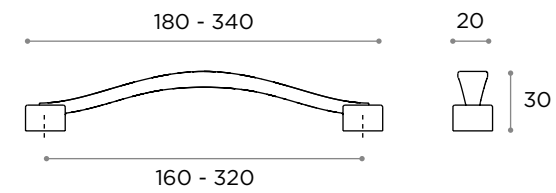


L (mm)	CD (mm)	FIN.	ART.
246	160	Cromo lucido/ <i>Bright chrome</i>	012959 000005
		Piombo/ <i>Lead grey</i>	012959 000007
406	320	Eff. acciaio sat./ <i>Brushed steel</i>	012959 000001
		Cromo lucido/ <i>Bright chrome</i>	012959 000004
		Piombo/ <i>Lead grey</i>	012959 000010



ITEM
012964

MATERIALE / MATERIAL
Zama / Zamak



FINITURE / FINISHING

EFF. ACCIAIO SATINATO
/ BRUSHED STEEL
16S

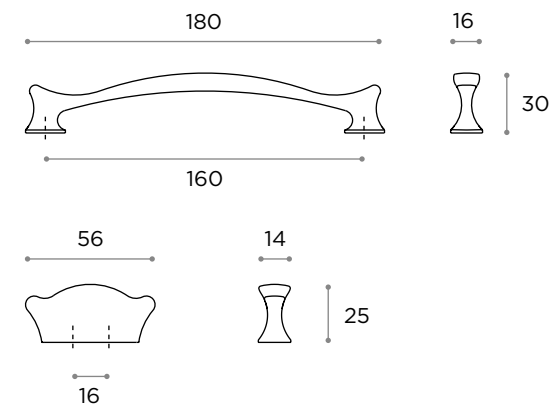
CANNA DI FUCILE
/ BRUSHED GUN METAL
50S

L (mm)	CD (mm)	FIN.	ART.
180	160	Eff. acciaio sat./ <i>Brushed steel</i> Canna di fucile/ <i>Brush. gun metal</i>	012964 000002 012964 000001
340	320	Eff. acciaio sat./ <i>Brushed steel</i> Canna di fucile/ <i>Brush. gun metal</i>	012964 000006 012964 000003



ITEM
012911

MATERIALE / MATERIAL
Zama / Zamak



FINITURE / FINISHING

CROMO LUCIDO
/ BRIGHT CHROME
260

NICHEL SF. VECCHIO
/ SHADED OLD NICKEL
50V

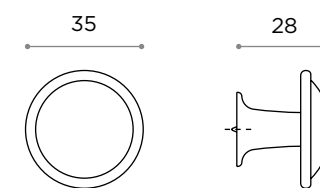
BRONZO SFUMATO
/ SHADED BRONZE
080

L (mm)	CD (mm)	FIN.	ART.
180	160	Cromo lucido/ <i>Bright chrome</i> Nichel sf. vecchio/ <i>Shad. old nickel</i> Bronzo sfumato/ <i>Shaded bronze</i>	012911 000002 012911 000005 012911 000003
56	16	Cromo lucido/ <i>Bright chrome</i> Nichel sf. vecchio/ <i>Shad. old nickel</i> Bronzo sfumato/ <i>Shaded bronze</i>	012911 000009 012911 000008 012911 000006



ITEM
024073

MATERIALE / MATERIAL
Zama / Zamak



FINITURE / FINISHING

EFF. ACCIAIO SAT.
/ BRUSHED STEEL
16S

CROMO LUCIDO
/ BRIGHT CHROME
260

NICHEL SF. VECCHIO
/ SHAD. OLD NICKEL
50V

BRONZO SF. CHIARO
/ LIGHT SHAD. BRONZE
08S

Ø (mm)	CD (mm)	FIN.	ART.
35	/	Acciaio lucido/ <i>Glossy steel</i> Cromo lucido/ <i>Bright chrome</i> Nichel sf. vecchio/ <i>Shaded old nickel</i> Bronzo sf. chiaro/ <i>Shaded light bronze</i>	024073 000007 024073 000011 024073 000012 024073 000009



Sistemi e complementi d'arredo / Systems and furnishing

Per completare la propria proposta commerciale, COSMA ha sviluppato linee di accessori e complementi d'arredo che soddisfano aree di gusto differenti. Lo scopo è quello di creare armonia, continuità di lettura ed uniformità di finitura tra le varie componenti metalliche (maniglie, sottopensili, sistemi, ecc.) dei mobili.

To complete its commercial proposal, COSMA has developed lines of accessories and furniture accessories which satisfy different taste areas. The purpose is to create harmony, continuity and finish uniformity between the various metal components (handles, rail system, boiserie etc.) of cabinets.

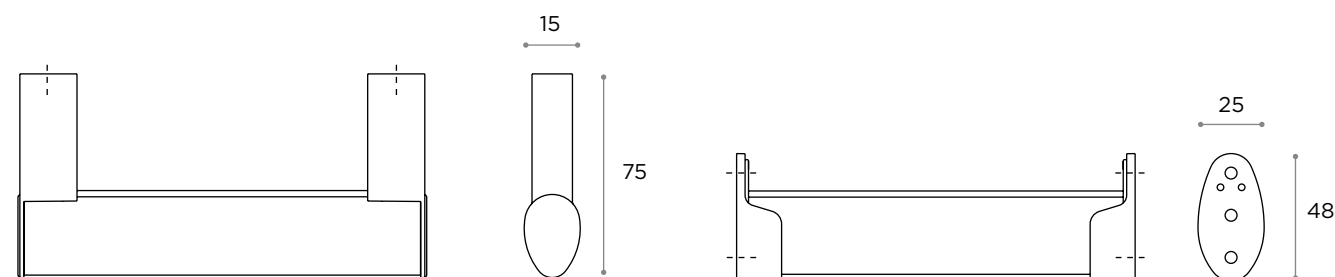


INTERNA

Interna è un sistema appendiabiti per armadio, costituito da un inserto tubolare e due tipi di supporti a seconda del metodo di fissaggio (spalla o mensola). È una soluzione funzionale e stilistica per organizzare gli abiti, offrendo una combinazione di praticità ed estetica. Disponibile in barre da 3m per lavorazioni su misura e kit di fissaggio ordinabile separatamente. Il prodotto è in alluminio ed i supporti in zama.

Interna is a wardrobe coat hanger system, consisting of a tubular insert and two types of supports depending on the fixing method (shoulder or shelf). It is a functional and stylistic solution for organizing clothes, offering a combination of practicality and aesthetics. Available in 3m bars for customized work and fixing kits to be ordered separately. The product is made of aluminum and the supports are made of zamak

ITEM		MATERIALE / MATERIAL	
TUBO APPENDIABITI INTERNA		Alluminio + zama / Aluminum + zamak	
FINITURE / FINISHING			
NERO SPAZZOLATO / BRUSHED BLACK 20C.20M		GHISA / CAST IRON 66P.660	
		EFFETTO ACCIAIO / MATT STEEL EFFECT 37D.23D	
DESCRIZIONE / DESCRIPTION	L (mm)	FIN.	ART.
Tubo appendiabiti con guarnizione/ Clothes hanger tube with gasket	3000	Nero spazz./ <i>Brushed black</i> Ghisa/ <i>Cast iron</i> Eff. acciaio/ <i>Matt steel effect</i>	025506 000012 025506 000004 025506 000006
Confezione di 2 supporti per fissaggio a mensola con cover / Pack of 2 brackets for fixing to shelves with cover			
		Nero/ <i>Black</i>	025501.CONF-000002
		Ghisa/ <i>Cast iron</i>	025501.CONF-000001
		Eff. acciaio/ <i>Matt steel effect</i>	025501.CONF-000003
Confezione di 2 supporti per fissaggio a spalla con cover / Pack of 2 holders for shoulder fastening with cover			
		Nero/ <i>Black</i>	025503.CONF-000002
		Ghisa/ <i>Cast iron</i>	025503.CONF-000001
		Eff. acciaio/ <i>Matt steel effect</i>	025503.CONF-000003
Confezione 1 supporto centrale / 1 Central support pack			
		Nero/ <i>Black</i>	025527 000005
		Ghisa/ <i>Cast iron</i>	025527 000006
		Eff. acciaio/ <i>Matt steel effect</i>	025527 000004



Tubo Interna con supporti per fissaggio a mensola.
/ Interna tube with bracket fixing supports.

Tubo Interna con supporti per fissaggio alle spalle dell'armadio
/ Interna tube with supports for fixing to the shoulders of the cabinet

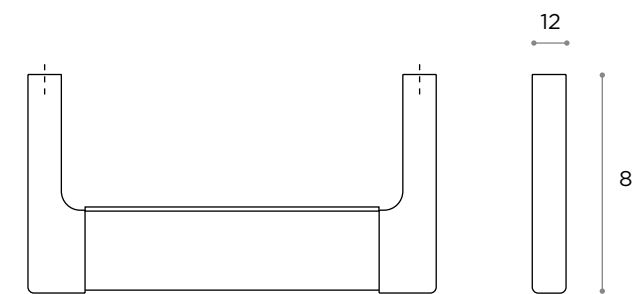


ELITE

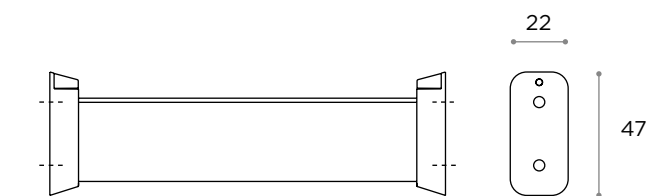
Elite è il sistema per armadio progettato e realizzato da Cosma, interamente in alluminio. Per cosma express abbiamo selezionato il tubo appendiabiti, disponibile in barre da 3m per lavorazioni su misura e due tipi di supporti a seconda del metodo di fissaggio (spalla o mensola). Il prodotto è in alluminio ed i supporti in zama.

Elite is the wardrobe system designed and created by Cosma, entirely in aluminium. For cosma express we have selected the clothes hanger tube, available in 3m bars for tailor-made work and two types of supports depending on the fixing method (shoulder or shelf). The product is made of aluminum and the supports are made of zamak.

ITEM TUBO APPENDIABITI ELITE		MATERIALE / MATERIAL Alluminio + zama / Aluminum + zamak	
		FINITURE / FINISHING 	
DESCRIZIONE / DESCRIPTION Tubo appendiabiti con guarnizione/ Clothes hanger tube with gasket		L (mm) 3000	FIN. ART. Nero spazz./ Brushed black 950104 000005 Ghisa/ Cast iron 950104 000011 Eff. acciaio/ Matt steel effect 950104 000010
		Confezione di 2 supporti per fissaggio a mensola / Pack of 2 brackets for fixing to shelves	
		Confezione di 2 supporti per fissaggio a spalla con cover / Pack of 2 holders for shoulder fastening with cover	
		Confezione 1 supporto centrale / 1 Central support pack	
		FIN. ART. Nero/ Black M9500101.CSU 000005 Ghisa/ Cast iron M9500101.CSU 000002 Eff. acciaio/ Matt steel effect M9500101.CSU 000004	



Tubo Elite con supporti per fissaggio a mensola.
/ Elite tube with bracket fixing supports.




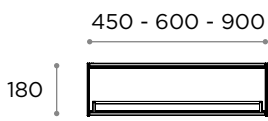
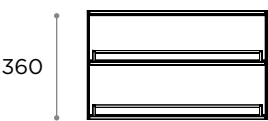


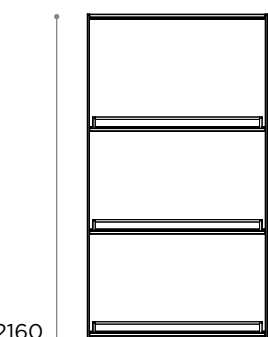
Tubo Elite con supporti per fissaggio alle spalle dell'armadio.
/ Elite tube with supports for fixing to the shoulders of the cabinet.

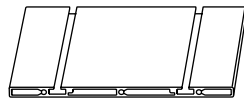
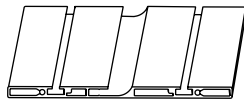
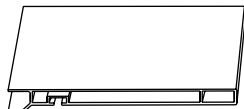





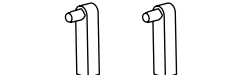
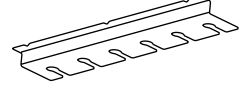
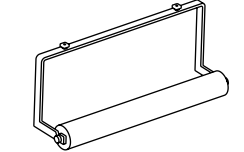
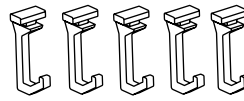





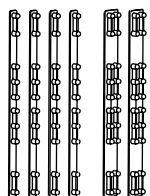
FLAG

Flag è un sistema boiserie componibile e personalizzabile realizzato interamente in alluminio. Minimal ed elegante, è in grado di innalzare la qualità e l'immagine dell'ambiente cucina, living e bagno. Quello che lo rende unico è la capacità di adattarsi alle diverse esigenze modificando il posizionamento delle mensole e degli accessori. Il prodotto è fornibile a misura ed in moduli standard. Il cliente ha la possibilità di completarlo inserendo mensole che riprendano l'essenza degli arredi nei quali viene integrato.

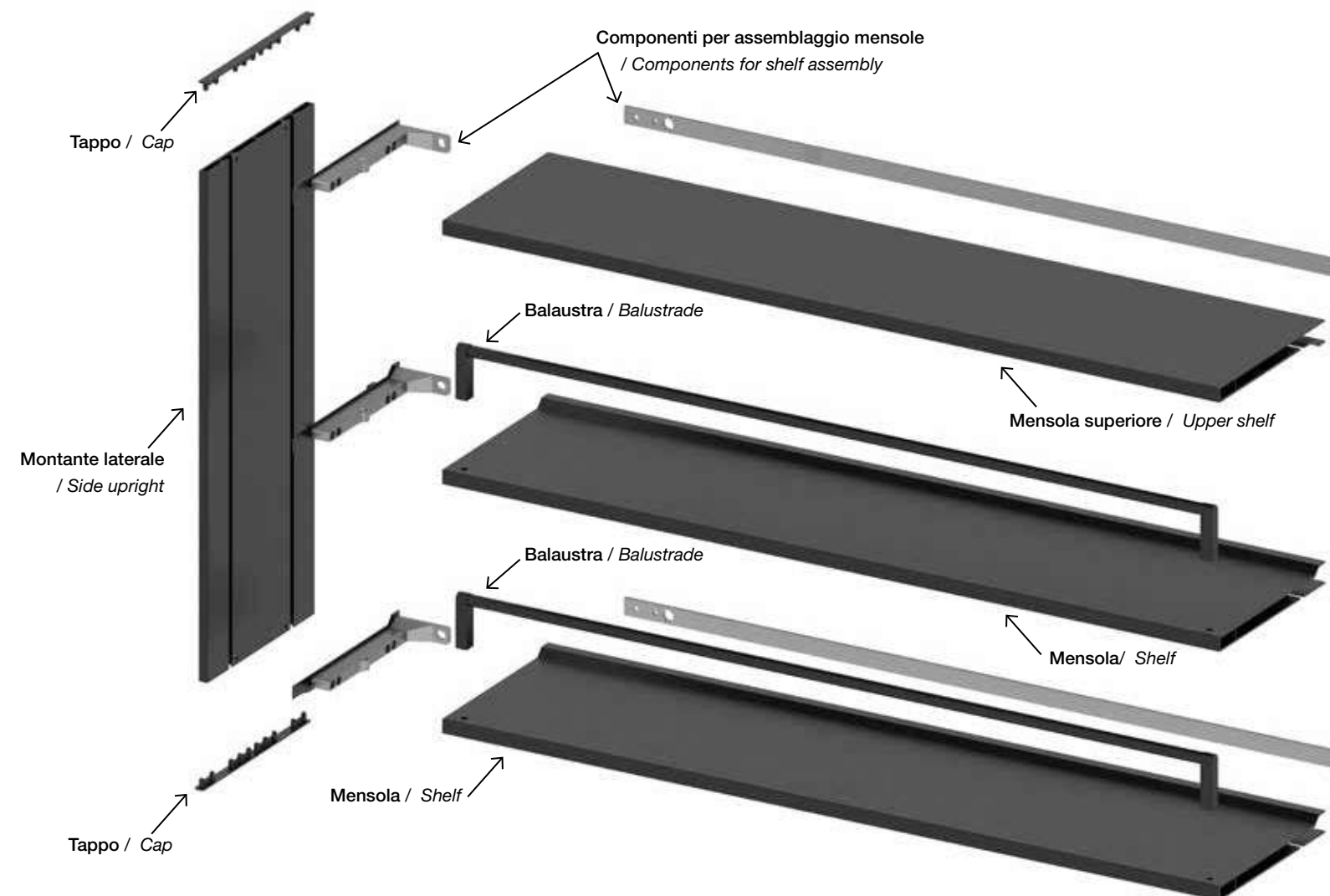
Flag is a modular and customizable boiserie system made entirely of aluminum. Minimal and elegant, it is able to raise the quality and the image of kitchens, living rooms and bathrooms. What makes it unique is the ability to adapt itself to different needs by changing the position of the shelves and of the accessories following the users' demands. The product can be supplied in any customized size or in standard modules. The customer can also complete it using shelves that reflect the essence of the furniture in which it is integrated.

ITEM	MATERIALE / MATERIAL	FINITURE / FINISHING	
FLAG	Alluminio / Aluminum		NERO SPAZZOLATO / BRUSHED BLACK 20C
	DESCRIZIONE / DESCRIPTION	DIM. (mm)	ART.
 180	Modulo Flag 1 mensola <i>/ Flag system 1 shelf</i>	450 - 600 - 900	912101 000003
			912102 000003
			913103 000001
 360	Modulo Flag 2 mensole <i>/ Flag system 2 shelves</i>		912105 000001
			912106 000001
			912107 000001
 720	Modulo Flag 2 mensole <i>/ Flag system 2 shelves</i>		912109 000001
			912110 000001
			912111 000001
 1440	Modulo Flag 4 mensole <i>/ Flag system 4 shelves</i>		912113 000002
			912114 000001
			912115 000001
 2160	Modulo Flag 6 mensole <i>/ Flag system 6 shelves</i>		912117 000001
			912118 000001
			912119 000001

	DESCRIZIONE / DESCRIPTION	L. (mm)	ART.
	Profilo in barra non lavorato per montante laterale <i>/ Unworked bar profile for side upright</i>	3000	912131 000001
	Profilo in barra non lavorato per montante laterale con sede per LED <i>/ Unworked bar profile for side upright with seat for LED</i>	3000	912130 000001
	Mensola superiore per sistema <i>/ Upper shelf for system</i>	Flag L 450 Flag L 600 Flag L 900	M000912.MESUP 000003 M000912.MESUP 000002 M000912.MESUP 000001
	Profilo in barra non lavorato per mensola superiore <i>/ Unworked bar profile for upper shelf</i>	3000	M000912.MESUP 000018
	Mensola per sistema <i>/ Shelf for system</i>	Flag L 450 Flag L 600 Flag L 900	M000912.ME 000003 M000912.ME 000002 M000912.ME 000001
	Profilo in barra non lavorato per mensola <i>/ Unworked bar profile for shelf</i>	3000	M000912.ME 000019
	Balaustra per mensola <i>/ Balustrade for shelf</i>	Flag L 450 Flag L 600 Flag L 900	000807 000004 000807 000005 000807 000002
	Tubo per balaustra <i>/ Balustrade tube</i>	3000	M000807.IS 000016
	2 Supporti per balaustra <i>/ 2 Balustrade supports</i>	/	912000.CONF.SU-000001
	Portabicchieri <i>/ Glass holder</i>	528	912122 000001 <i>Fin. Black lava</i>
	Portarotolo <i>/ Paper-roll holder</i>	290	912121 000002 <i>Fin. Black lava</i>
	Confezione 5 ganci neri <i>/ Pack of 5 black hooks</i>		912120.CONF.GN-000001

	DESCRIZIONE / DESCRIPTION	L. (mm)	ART.
	Confezione di componenti per assemblaggio di 1 mensola a muro <i>/ Pack of components for assembling 1 wall shelf</i>	Flag L 450 Flag L 600 Flag L 900	9120450.CONF 9120600.CONF 9120900.CONF
	Confezione di componenti per assemblaggio di 1 mensola <i>/ Pack of components for assembling 1 shelf</i>	/	9120000.CONFPATTI
	Profilo piattina non lavorato per fissaggio a parete <i>/ Unworked flat profile for wall fixing</i>	3000	M000912.PT 000006
	Confezione 4 tappi singoli e 2 doppi standard <i>/ Pack of 4 single and 2 double standard caps</i>		912132.CONF-000001
	Confezione 4 tappi singoli per profilo con sede LED <i>/ Pack of 4 single standard caps for profile with seat for LED</i>		912131.CONF-000001

ESPLOSO COMPONENTI / EXPLODED VIEW OF COMPONENTS







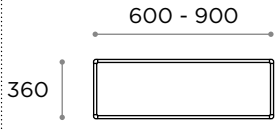
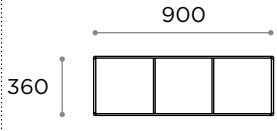
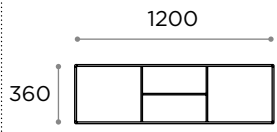
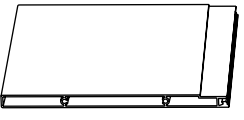

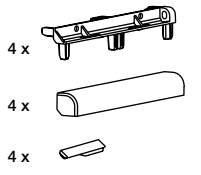

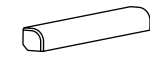
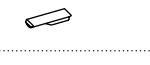

ERRE8 Plus

Le sue superfici lisce e gli angoli arrotondati permettono a ERRE8 di essere la soluzione per ogni tipo di arredo. Grazie al suo design lineare realizzato in alluminio, ed ai moduli diversificati, è possibile realizzare composizioni che si adatteranno facilmente alle esigenze di ogni ambiente.

ERRE8 Plus viene fornito in moduli standard con la predisposizione all'inserimento di un pannello personalizzabile di fondo.

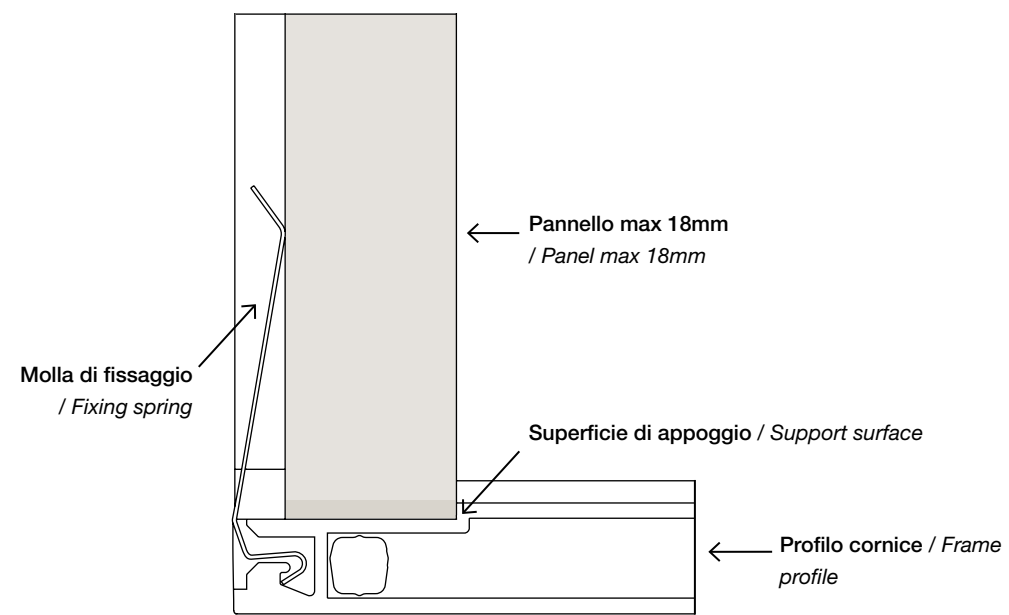
Its smooth surfaces and rounded corners allow ERRE8 to be the solution for any type of furniture. Thanks to its linear design made of aluminum, and to the diversified modules, it is possible to create compositions that will easily adapt to the needs of any environment.

ERRE8 Plus is supplied in standard modules with the predisposition for the insertion of a customizable back panel.

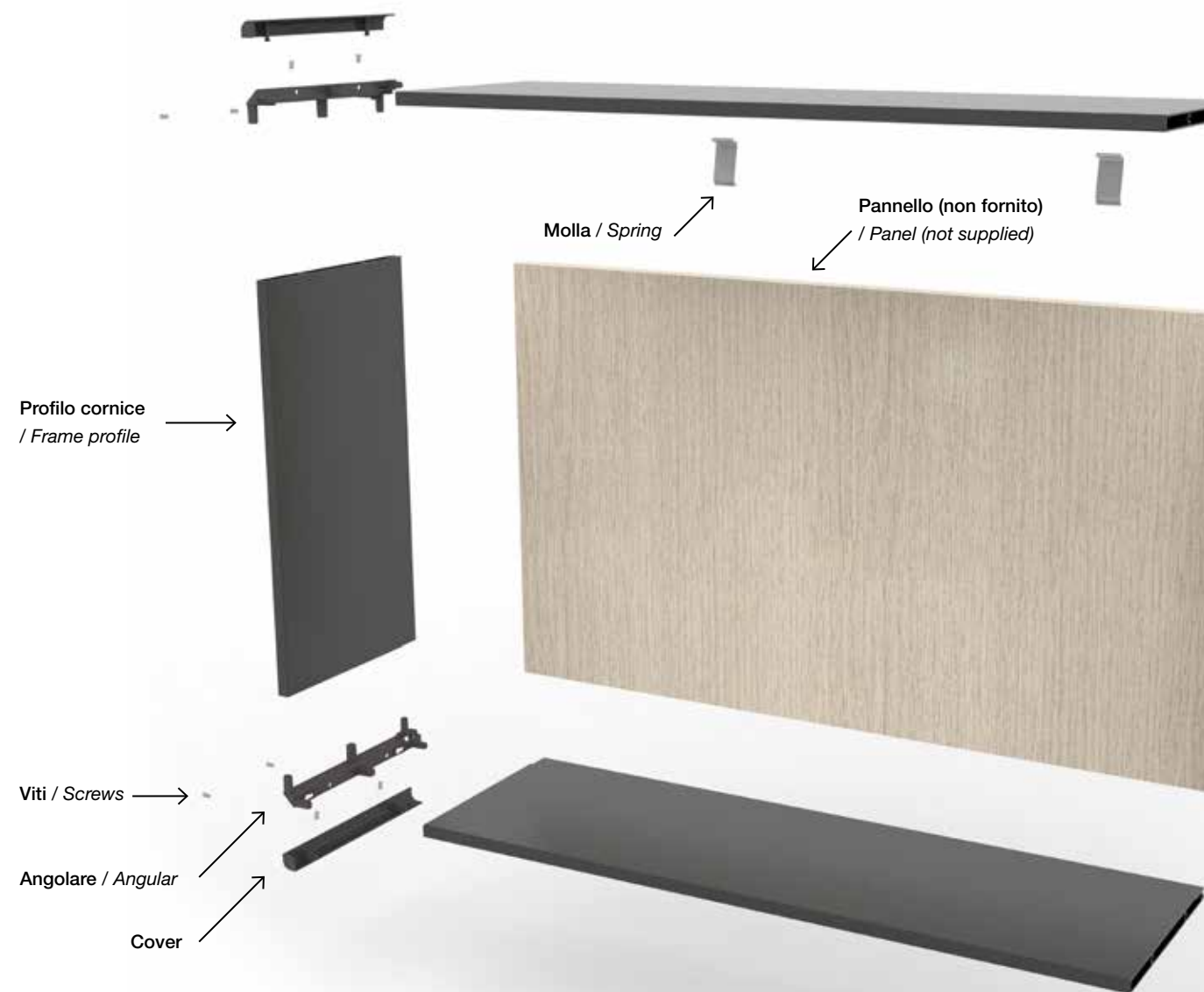
ITEM ERRE8 Plus		MATERIALE / MATERIAL Alluminio + zama / Aluminum + zamak		
FINITURE / FINISHING				
				
NERO SPAZZOLATO / BRUSHED BLACK 20C.20M	EFFETTO ACCIAIO / MATT STEEL EFFECT 37D.23D			
DESCRIZIONE / DESCRIPTION	DIM. (mm)	FIN.	ART.	
 Modulo Erre8 Plus / Erre8 Plus system	360 x 600	Nero spazz./ <i>Brushed black</i> Eff. acciaio/ <i>Matt steel effect</i>	952500 000003 952500 000004	
	360 x 900	Nero spazz./ <i>Brushed black</i> Eff. acciaio/ <i>Matt steel effect</i>	952500 000005 952500 000006	
 Modulo Erre8 Plus con 2 divisori / Erre8 Plus system with 2 dividers	360 x 900	Nero spazz./ <i>Brushed black</i> Eff. acciaio/ <i>Matt steel effect</i>	952501 000002 952501 000003	
 Modulo Erre8 Plus con 3 divisori / Erre8 Plus system with 3 dividers	360 x 1200	Nero spazz./ <i>Brushed black</i> Eff. acciaio/ <i>Matt steel effect</i>	952502 000001 952502 000002	
 Profilo in barra non lavorato per cornice / Unworked bar profile for frame	3000	Nero spazz./ <i>Brushed black</i> Eff. acciaio/ <i>Matt steel effect</i>	952503 000002 952503 000003	
 Profilo in barra non lavorato per divisori / Unworked bar profile for dividers	3000	Nero spazz./ <i>Brushed black</i> Eff. acciaio/ <i>Matt steel effect</i>	952504 000002 952504 000003	
 4 x  4 x  4 x 	Confezione componenti di assemblaggio (4 angolari, 4 cover, 4 tappi, viti) / Assembly components package (4 corners, 4 covers, 4 caps, screws)		Nero/ <i>Black</i> Eff. acciaio/ <i>Matt steel effect</i>	952500.CONF 000002 952500.CONF 000003
	Confezione 4 molle per fissaggio pannello di fondo / Pack of 4 springs for fixing the bottom panel		M952500.MOL.CONF	
Confezione viti per assemblaggio divisori / Pack of screws for assembling dividers		TPSM4X20.CONF		



DETTAGLIO FISSAGGIO PANNELLO / PANEL FIXING DETAIL



ESPLOSO COMPONENTI / EXPLODED VIEW OF COMPONENTS





SYSTEM 16

System 16 è un sistema di strutture studiato per integrare, completare ed innalzare i diversi ambienti della casa. È composto da spalle in alluminio che accolgono mensole di diverso spessore e materiale.

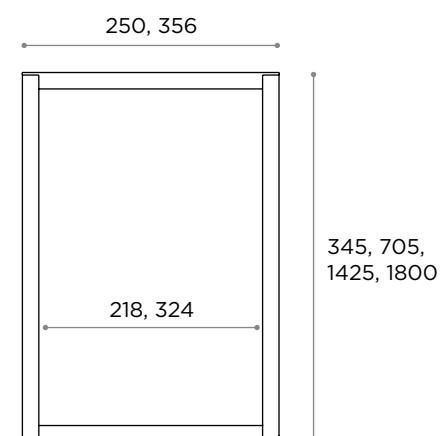
In base alle necessità del cliente, il prodotto può essere integrato nelle basi cucina oppure fissato a muro per andare a creare scaffalature a centro parete o a tutt'altezza.

System 16 is a complete system of structures designed to integrate, complete and raise up the different environments of our homes. It is composed by aluminum frames that accommodate shelves of different thickness and material.

Depending on the customer's needs, the product can be integrated into the kitchen bases, or fixed to the wall.

ITEM SYSTEM 16

MATERIALE / MATERIAL Alluminio / Aluminum



FINITURE / FINISHING

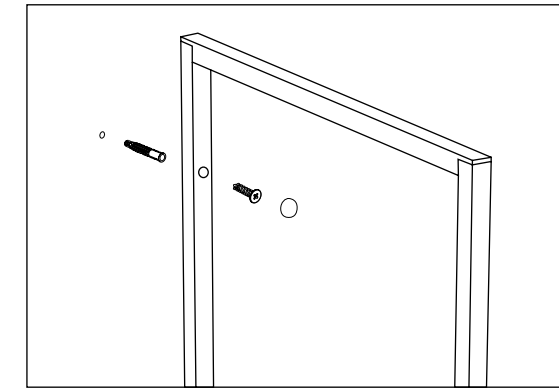


NERO SPAZZOLATO
/ BRUSHED BLACK
20C



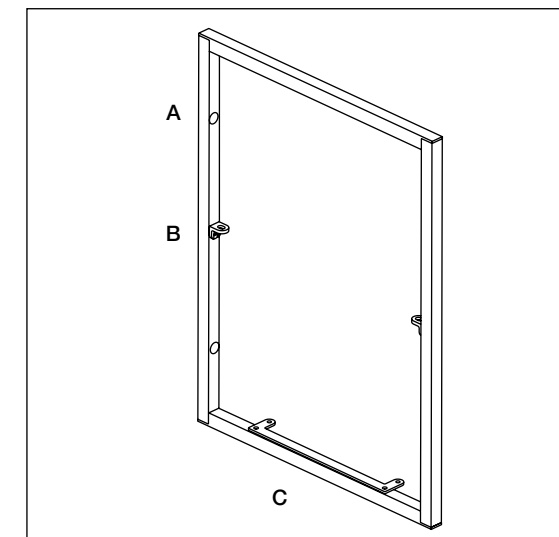
EFFETTO ACCIAIO
/ MATT STEEL EFFECT
37D

DESCRIZIONE / DESCRIPTION	DIM. (mm)	FIN.	ART.
Struttura 250 / 250 structure	345 x 250	Nero spazz./ Brushed black	935104 000001
		Eff. acciaio/ Matt steel effect	935104 000002
Struttura 250 / 250 structure	705 x 250	Nero spazz./ Brushed black	935105 000001
		Eff. acciaio/ Matt steel effect	935105 000002
Struttura 250 / 250 structure	1425 x 250	Nero spazz./ Brushed black	935106 000001
		Eff. acciaio/ Matt steel effect	935106 000002
Struttura 250 / 250 structure	1800 x 250	Nero spazz./ Brushed Black	935107 000001
		Eff. acciaio/ Matt steel effect	935107 000002
Struttura 356 / 356 structure	345 x 356	Nero spazz./ Brushed black	935108 000001
		Eff. acciaio/ Matt steel effect	935108 000002
Struttura 356 / 356 structure	705 x 356	Nero spazz./ Brushed black	935109 000001
		Eff. acciaio/ Matt steel effect	935109 000002
Struttura 356 / 356 structure	1425 x 356	Nero spazz./ Brushed black	935110 000001
		Eff. acciaio/ Matt steel effect	935110 000002
Struttura 356 / 356 structure	1800 x 356	Nero spazz./ Brushed Black	935111 000001
		Eff. acciaio/ Matt steel effect	935111 000002


DETTAGLIO MONTAGGIO / ASSEMBLY DETAIL


Il montaggio è molto pratico ed immediato. Il foro per il passaggio della vite viene chiuso da un sottile tappo fornito nel kit.

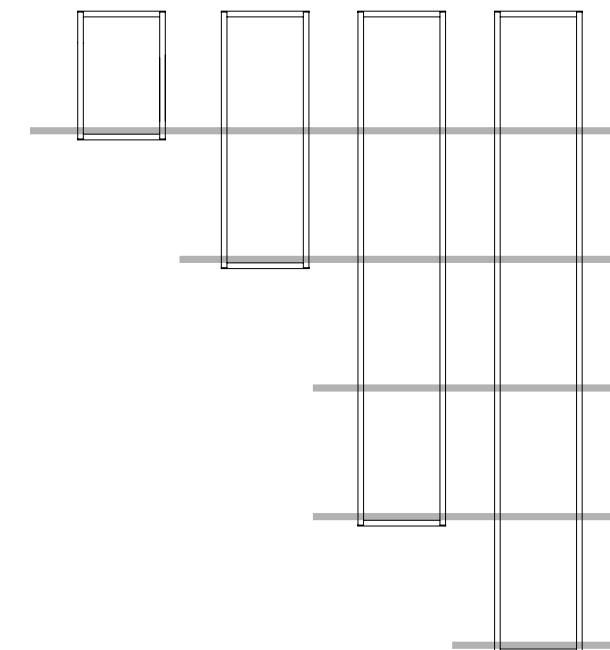
Assembly is very practical and immediate. The hole for the screw to pass through is closed by a thin cap supplied in the kit.

DETTAGLIO STRUTTURA / STRUCTURE DETAIL


A - Tappo di copertura
/ Cover cap

B - Reggi mensola
/ Shelf holder

C - Reggi mensola inferiore
/ Lower shelf holder

DETTAGLIO COMPOSIZIONE / COMPOSITION DETAIL


I moduli standard sono disponibili in 2 profondità ed in 4 altezze diverse. I montanti sono forati a passo 360 per l'inserimento delle mensole. Ogni modulo è fornito con accessori di montaggio e supporti.

The standard modules are available in 2 depths and 4 different heights. The uprights are drilled at 360 intervals for the insertion of the shelves. Each module is supplied with mounting accessories and supports.



AURA

Aura è un sistema modulare in grado di innalzare la qualità dell'ambiente cucina con accessori finiti con estrema cura. Il design è esaltato dall'utilizzo del led che crea emozionanti giochi di luci ed ombre.

Il kit Aura è disponibile nelle misure 60, 90 e 120 cm completo di ganci.

Aura's kit is a modular system able to elevate the kitchen environment with accessories finished with great care. The design is magnified by using led bar which creates emotional lights and shadows games. The kit is available in measures 60, 90 and 120 cm and completed by hooks.

ITEM AURA	MATERIALE / MATERIAL Alluminio + zama / Aluminum + zamak		
FINITURE / FINISHING			
NERO OPACO / MATT BLACK 20G.20M	GHISA / CAST IRON 66P.660	EFFETTO ACCIAIO / STEEL EFFECT 37S.16S	
DESCRIZIONE / DESCRIPTION	L (mm)	FIN.	ART.
Kit 60 con 4 ganci / Kit 60 with 4 hooks	600	Nero opaco/ Matt black	904100 000006
		Ghisa/ Cast iron	904100 000002
		Eff. acciaio/ Steel effect	904100 000003
Kit 90 con 6 ganci / Kit 90 with 6 hooks	900	Nero opaco/ Matt black	904101 000005
		Ghisa/ Cast iron	904101 000002
		Eff. acciaio/ Steel effect	904101 000003
Kit 120 con 6 ganci / Kit 120 with 6 hooks	1200	Nero opaco/ Matt black	904102 000005
		Ghisa/ Cast iron	904102 000002
		Eff. acciaio/ Steel effect	904102 000004
Kit 60 con LED, trasformatore e 4 ganci / Kit 60 with LED, transformer and 4 hooks	600	Nero opaco/ Matt black	904100.LED-000004
		Ghisa/ Cast iron	904100.LED-000001
		Eff. acciaio/ Steel effect	904100.LED-000002
Kit 90 con LED, trasformatore e 6 ganci / Kit 90 with LED, transformer and 6 hooks	900	Nero opaco/ Matt black	904101.LED 000004
		Ghisa/ Cast iron	904101.LED 000001
		Eff. acciaio/ Steel effect	904101.LED 000002
Kit 120 con LED, trasformatore e 6 ganci / Kit 120 with LED, transformer and 6 hooks	1200	Nero opaco/ Matt black	904102.LED 000004
		Ghisa/ Cast iron	904102.LED 000001
		Eff. acciaio/ Steel effect	904102.LED 000002



FINITURE / FINISHING



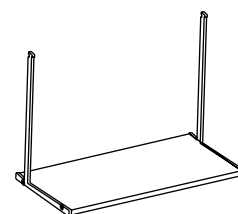
NERO LAVA
/ BLACK LAVA
20P



GHISA
/ CAST IRON
66P



EFFETTO ACCIAIO
/ STEEL EFFECT
37S



DESCRIZIONE / DESCRIPTION

L. (mm)

FIN. ART.

Mensola
/ Shelf

280

Nero lava/ Black lava 904113 000003

Ghisa/ Cast iron 904113 000002

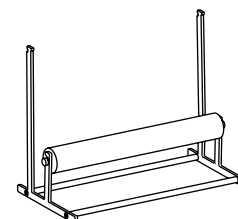
Eff. acciaio/ Steel effect 904113 000001

420

Nero lava/ Black lava 904114 000003

Ghisa/ Cast iron 904114 000001

Eff. acciaio/ Steel effect 904114 000002



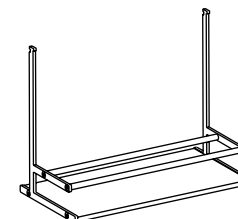
Portarotolo
/ Paper-roll holder

280

Nero lava/ Black lava 904115 000003

Ghisa/ Cast iron 904115 000002

Eff. acciaio/ Steel effect 904115 000001



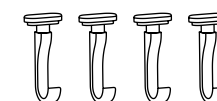
Portaspezie
/ Spice rack shelf

280

Nero lava/ Black lava 904116 000003

Ghisa/ Cast iron 904116 000002

Eff. acciaio/ Steel effect 904116 000001



Confezione 4 ganci
/ Pack of 4 hooks

Nero/ Black 900109.GN.CONF-000001

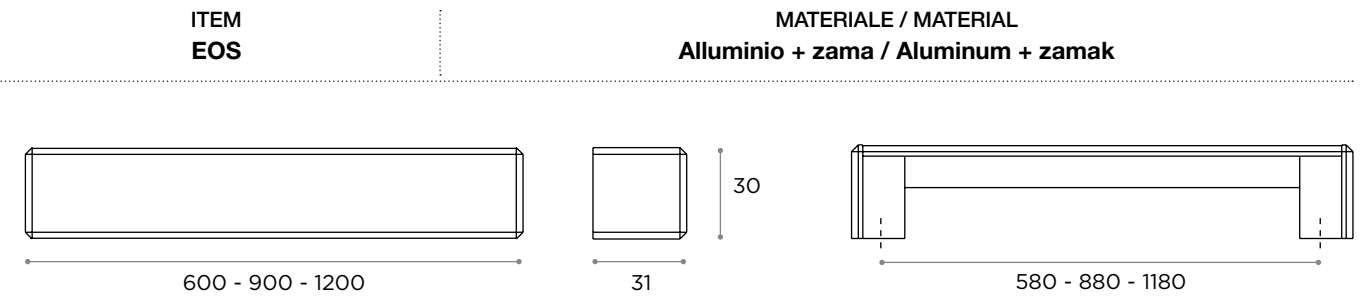


EOS

EOS è un sistema modulare in grado di esaltare l'ambiente cucina grazie al suo design e ai giochi di luce. Infatti lo stile di questo prodotto è esaltato dall'utilizzo del led che crea emozionanti giochi di luce e ombre.

EOS is a modular system able to elevate the kitchen environment thanks to its design and light games.

Infact the style of this product is magnified by using led bar which creates emotional lights and shadows games.



FINITURE / FINISHING



NERO SPAZZOLATO
/ BRUSHED BLACK
20C.20D



GHISA
/ CAST IRON
66P.660



EFF. ACCIAIO CHIARO
/ LIGHT MATT STEEL
37B.16S

DESCRIZIONE / DESCRIPTION	L (mm)	FIN.	ART.
Kit 60 con 4 ganci / Kit 60 with 4 hooks	600	Nero spazz./ Brushed black	939100 000002
		Ghisa/ Cast iron	939100 000004
		Eff. acc. chiaro/ Light matt steel	939100 000001
Kit 90 con 6 ganci / Kit 90 with 6 hooks	900	Nero spazz./ Brushed black	939101 000002
		Ghisa/ Cast iron	939101 000003
		Eff. acc. chiaro/ Light matt steel	939101 000001
Kit 120 con 6 ganci / Kit 120 with 6 hooks	1200	Nero spazz./ Brushed black	939102 000002
		Ghisa/ Cast iron	939102 000003
		Eff. acc. chiaro/ Light matt steel	939102 000001
Kit 60 con LED, trasformatore e 4 ganci / Kit 60 with LED, transformer and 4 hooks	600	Nero spazz./ Brushed black	939100.LED 000002
		Ghisa/ Cast iron	939100.LED 000004
		Eff. acc. chiaro/ Light matt steel	939100.LED 000001
Kit 90 con LED, trasformatore e 6 ganci / Kit 90 with LED, transformer and 6 hooks	900	Nero spazz./ Brushed black	939101.LED 000002
		Ghisa/ Cast iron	939101.LED 000003
		Eff. acc. chiaro/ Light matt steel	939101.LED 000001
Kit 120 con LED, trasformatore e 6 ganci / Kit 120 with LED, transformer and 6 hooks	1200	Nero spazz./ Brushed black	939102.LED 000002
		Ghisa/ Cast iron	939102.LED 000003
		Eff. acc. chiaro/ Light matt steel	939102.LED 000001
Profilo in barra per kit sottopensile / Bar profile for rayl system kit	3000	Nero spazz./ Brushed black	M939100.IS 000005
		Ghisa/ Cast iron	M939100.IS 000007
		Eff. acc. chiaro/ Light matt steel	M939100.IS 000006
Confezione 2 supporti laterali e kit montaggio / Pack of 2 lateral supports and assembly kit package		Nero/ Black	939000.SU.CONF-000001
		Ghisa/ Cast iron	939000.SU.CONF-000002
		Eff. acc. chiaro/ Light matt steel	939000.SU.CONF-000003
Confezione 1 supporto centrale e kit montaggio / Pack of 1 central support and assembly kit package		Nero/ Black	939000.CSU.CONF-000001
		Ghisa/ Cast iron	939000.CSU.CONF-000002
		Eff. acc. chiaro/ Light matt steel	939000.CSU.CONF-000003




FINITURE / FINISHING



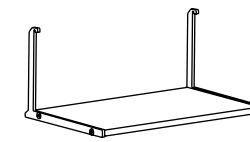
NERO SPAZZOLATO
/ BRUSHED BLACK
20C



GHISA
/ CAST IRON
66P



EFF. ACCIAIO CHIARO
/ LIGHT MATT STEEL
37B



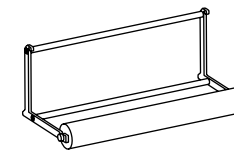
DESCRIZIONE / DESCRIPTION

L. (mm)

FIN. ART.

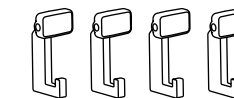
Mensola
/ Shelf

280	Nero spazz./ <i>Brushed black</i>	939108 000001
	Ghisa/ <i>Cast iron</i>	939108 000003
	Eff. acciaio/ <i>Steel effect</i>	939108 000004
420	Nero spazz./ <i>Brushed black</i>	939108 000002
	Ghisa/ <i>Cast iron</i>	939108 000005
	Eff. acciaio/ <i>Steel effect</i>	939108 000006



Portarotolo
/ Paper-roll holder

280	Nero spazz./ <i>Brushed black</i>	939106 000001
	Ghisa/ <i>Cast iron</i>	939106 000002
	Eff. acciaio/ <i>Steel effect</i>	939106 000003



Confezione 4 ganci
/ Pack of 4 hooks

Nero/ *Black* 906000.GN.CONF-000001



USE IT

USEit è un sistema modulare in grado di valorizzare ogni ambiente della casa. Il suo design originale permette di personalizzare la composizione degli accessori in ogni momento, a seconda delle esigenze.

I LED, in dotazione su richiesta, vengono posizionati sopra e sotto il sistema: questo crea un'illuminazione di ambiente, ma anche funzionalità sul piano di lavoro.

USEit is a modular system, able to enhance any room in the house. Its original design allows you to customize the composition of the accessories at any time, according to your needs.

The LEDs, supplied on request, are positioned above and below the system: this creates ambient lighting, but also functional on the worktop.

ITEM USE IT	MATERIALE / MATERIAL Alluminio + zama / Aluminum + zamak		
FINITURE / FINISHING			
 NERO SPAZZOLATO / BRUSHED BLACK 20C.20M	 EFFETTO ACCIAIO / MATT STEEL EFFECT 37D.23D		
DESCRIZIONE / DESCRIPTION	L (mm)	FIN.	ART.
Kit 60 con 4 ganci / Kit 60 with 4 hooks	600	Nero spazz./ <i>Brushed black</i> Eff. acciaio/ <i>Matt steel effect</i>	953100 000001 953100 000004
Kit 90 con 6 ganci / Kit 90 with 6 hooks	900	Nero spazz./ <i>Brushed black</i> Eff. acciaio/ <i>Matt steel effect</i>	953100 000002 953100 000005
Kit 120 con 6 ganci / Kit 120 with 6 hooks	1200	Nero spazz./ <i>Brushed black</i> Eff. acciaio/ <i>Matt steel effect</i>	953100 000003 953100 000006
Kit 60 con LED, trasformatore e 4 ganci / Kit 60 with LED, transformer and 4 hooks	600	Nero spazz./ <i>Brushed black</i> Eff. acciaio/ <i>Matt steel effect</i>	953100.LED 000001 953100.LED 000004
Kit 90 con LED, trasformatore e 6 ganci / Kit 90 with LED, transformer and 6 hooks	900	Nero spazz./ <i>Brushed black</i> Eff. acciaio/ <i>Matt steel effect</i>	953100.LED 000002 953100.LED 000005
Kit 120 con LED, trasformatore e 6 ganci / Kit 120 with LED, transformer and 6 hooks	1200	Nero spazz./ <i>Brushed black</i> Eff. acciaio/ <i>Matt steel effect</i>	953100.LED 000003 953100.LED 000006
Profilo in barra per kit sottopensile / Bar profile for rayl system kit	3000	Nero spazz./ <i>Brushed black</i> Eff. acciaio/ <i>Matt steel effect</i>	M953100.IS 000008 M953100.IS 000009
Confezione 2 tappi laterali con kit assemblaggio / Pack of 2 side caps with assembly kit		Nero/ <i>Black</i> Eff. acciaio/ <i>Matt steel effect</i>	953100.CONF.TP-000001 953100.CONF.TP-000002
Confezione kit montaggio a parete con 2 supporti / Wall mounting kit package with 2 supports			953100.CONF.SU-000001




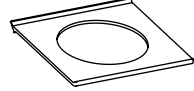
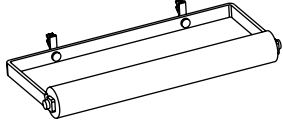
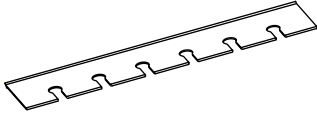

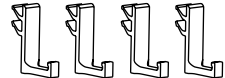
FINITURE / FINISHING



NERO SPAZZOLATO
/ BRUSHED BLACK
20C



EFFETTO ACCIAIO
/ MATT STEEL EFFECT
37D

	DESCRIZIONE / DESCRIPTION	L. (mm)	FIN.	ART.
	Mensola / Shelf	120	Nero spazz./ <i>Brushed black</i> Eff. acciaio/ <i>Steel effect</i>	953101 000001 953101 000005
		240	Nero spazz./ <i>Brushed black</i> Eff. acciaio/ <i>Steel effect</i>	953101 000002 953101 000006
		480	Nero spazz./ <i>Brushed black</i> Eff. acciaio/ <i>Steel effect</i>	953101 000003 953101 000007
		600	Nero spazz./ <i>Brushed black</i> Eff. acciaio/ <i>Steel effect</i>	953101 000004 953101 000008
			Mensola porta vaso Ø 80mm / Vase holder shelf Ø 80mm	120
	Portarotolo / Paper-roll holder	290	Nero spazz./ <i>Brushed black</i> Eff. acciaio/ <i>Steel effect</i>	953106 000002 953106 000001
	Portabicchieri / Glass holder	600	Nero spazz./ <i>Brushed black</i> Eff. acciaio/ <i>Steel effect</i>	953105 000002 953105 000003
	Porta tablet / Tablet holder	150	Nero/ Black	900129 000002
	Confezione 4 ganci / Pack of 4 hooks		Nero/ Black Eff. acciaio/ <i>Steel effect</i>	953103.CONF-000001 953103.CONF-000002

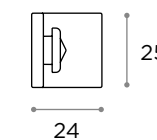



FERÈ

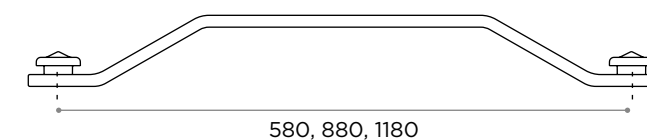
Ferè è un sistema sottopensile dalla linea forte e decisa, progettato e realizzato per arredare con elementi funzionali l'ambiente cucina industrial style. Il kit Ferè è disponibile nelle misure 60, 90 e 120 cm completo di ganci.

Ferè is a midway accessory system, characterized by clean and strong lines, designed and manufactured to furnish with functional elements the industrial style kitchen. Ferè's kit is available in measures 60, 90 and 120 cm and completed by hooks.

ITEM FERÈ



MATERIALE / MATERIAL Ferro + zama / Iron + zamak



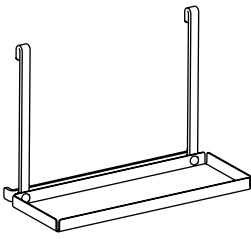
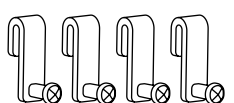
FINITURE / FINISHING



GHISA
/ CAST IRON
66P.660



NERO LAVA
/ BLACK LAVA
20P.20M

	DESCRIZIONE / DESCRIPTION	L (mm)	FIN.	ART.
	Kit 60 con 4 ganci / Kit 60 with 4 hooks	600	Ghisa/ Cast iron	903100 000001
			Nero lava/ Black lava	903100 000003
	Kit 90 con 6 ganci / Kit 90 with 6 hooks	900	Ghisa/ Cast iron	903101 000001
			Nero lava/ Black lava	903101 000003
	Kit 120 con 6 ganci / Kit 120 with 6 hooks	1200	Ghisa/ Cast iron	903102 000001
			Nero lava/ Black lava	903102 000003
	Mensola / Shelf	300	Ghisa/ Cast iron	903103 000001
			Nero lava/ Black lava	903103 000003
		420	Ghisa/ Cast iron	903104 000001
			Nero lava/ Black lava	903104 000003
	Portarotolo / Paper-roll holder	377	Ghisa/ Cast iron	903105 000001
			Nero lava/ Black lava	903105 000003
	Confezione 4 ganci / Pack of 4 hooks		Ghisa/ Cast iron	903106.CONF-000001
			Nero lava/ Black lava	903106.CONF-000003



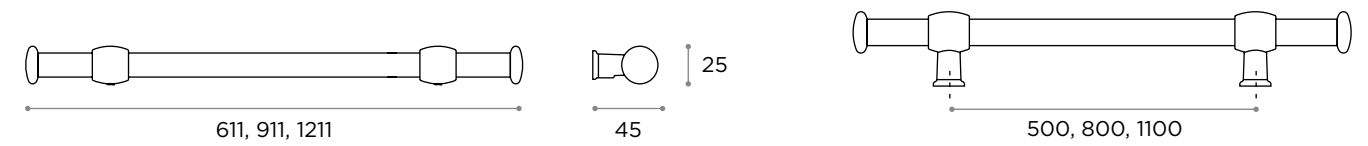
FILÒ

Filò è un sistema sottopensile, versatile e dinamico dalle forme sobrie e morbide. Il kit Filò è disponibile nelle misure 60, 90 e 120 cm completo di ganci.

Filò è un sistema sottopensile, versatile e dinamico dalle forme sobrie e morbide. Il kit Filò è disponibile nelle misure 60, 90 e 120 cm completo di ganci.

ITEM FILÒ

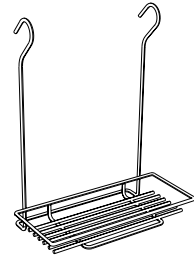
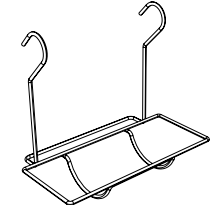
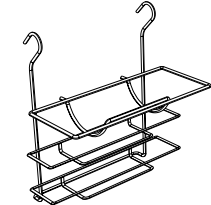
MATERIALE / MATERIAL Acciaio inox + zama / Stainless steel + zamak



FINITURE / FINISHING



ACCIAIO INOX
/ STAINLESS STEEL
36D.16M

DESCRIZIONE / DESCRIPTION	L (mm)	FIN.	ART.
Kit 60 con 4 ganci / Kit 60 with 4 hooks	611	Acciaio inox/ Stainless steel	800131 000001
Kit 90 con 6 ganci / Kit 90 with 6 hooks	911	Acciaio inox/ Stainless steel	800132 000001
Kit 120 con 6 ganci / Kit 120 with 6 hooks	1211	Acciaio inox/ Stainless steel	800133 000002
 Mensola / Shelf	450	Acciaio inox/ Stainless steel	800101 000002
 Portarotolo / Paper-roll holder	325	Acciaio inox / Stainless steel	800104 000001
 Portarotolo tris / Paper-roll holder tris	325	Acciaio inox/ Stainless steel	800105 000001

107/



Elenco finiture / Finishes list

ALLUMINIO / ALUMINUM

FINITURE ANODIZZATE*
/ ANODIZED FINISHES



20C
NERO SPAZZOLATO / BRUSHED BLACK



20G
NERO OPACO / MATT BLACK



37S
EFFETTO ACCIAIO / STEEL EFFECT



37D
EFFETTO ACCIAIO CHIARO / LIGHT STEEL EFFECT



37B
EFFETTO ACCIAIO OPACO CHIARO
/ LIGHT MATT STEEL EFFECT

ACCIAIO INOX / STAINLESS STEEL

36D
ACCIAIO INOX / STAINLESS STEEL

ALLUMINIO / ALUMINUM

VERNICIATURA A POLVERI
/ POWDER COATING



20P
NERO LAVA / BLACK LAVA



66P
GHISA / CAST IRON

CUOIO / LEATHER

308
TESTA DI MORO / BROWN

* Sovra-verniciabile / Overpaintable

I colori delle finiture riportati sono puramente indicativi / Finishes are simply indicative

ZAMA / ZAMAK

VERNICIATURA
/ PAINTING



20M
NERO LAVA / BLACK LAVA



20H, 20D
NERO PURO / PURE BLACK




660
GHISA / CAST IRON



23D
EFFETTO ACCIAIO CHIARO / LIGHT STEEL EFFECT



23DM
ACCIAIO BRILLANTE / BRILLIANT STEEL



270
CHAMPAGNE



550
OTTONE CHIARO / LIGHT BRASS



55D
OTTONE SPAZZOLATO / BRUSHED BRASS

ZAMA / ZAMAK

FINITURE GALVANICHE
/ GALVANIC FINISHES



160
ACCIAIO CHIARO / LIGHT MATT STEEL



16S
EFF. ACCIAIO SATINATO / BRUSHED STEEL



16M
EFFETTO ACCIAIO / STEEL EFFECT



50S
CANNA DI FUCILE / BRUSHED GUN METAL



50V
NICHEL SFUMATO VECCHIO / SHADED OLD NICKEL



080
BRONZO SFUMATO / SHADED BRONZE



08S
BRONZO SFUMATO CHIARO / LIGHT SHADED BRONZE



260
CROMO LUCIDO / BRIGHT CHROME

111/



Elenco prodotti / Products list

MANIGLIE / HANDLES

ITEM	PAG.	ITEM	PAG.
000100	PAG. 22	000810	PAG. 38
000101	PAG. 22	000831	PAG. 16
000106	PAG. 36	M000831.IS	
000388	PAG. 38	M000831.TP DX	
000459	PAG. 38	M000831.TP SX	
000478	PAG. 64	000850	PAG. 20
000554	PAG. 36	M000850.IS	
000587	PAG. 32	M000850.TP DX	
000654	PAG. 64	M000850.TP SX	
000699	PAG. 10	000855	PAG. 18
M000699.IS		M000855.IS	
M000699.TP DX		M000855.TP DX	
M000699.TP SX		M000855.TP SX	
000700	PAG. 08	012207	PAG. 68
000700.CONF		012419	PAG. 68
M000583.IS		012596	PAG. 26
M000583.TPSUP DX		012636	PAG. 70
M000583.TPSUP SX		012643	PAG. 42
000758	PAG. 12	012736	PAG. 42
M000758.IS		012748	PAG. 42
M000758.TP DX		012749	PAG. 42
M000758.TP SX		012789	PAG. 42
M000759.TP DX		012846	PAG. 42
M000759.TP SX		012856	PAG. 28
000770	PAG. 34	012857	PAG. 44
M000770.IS		012861	PAG. 44
M000396.SUP		012904	PAG. 44
M059000.SU		012911	PAG. 72
000771	PAG. 34	012943	PAG. 32
M000771.IS		012959	PAG. 70
000778	PAG. 08	012964	PAG. 72
000778.CONF		012967	PAG. 46
M000766.IS		012968	PAG. 46
M000766.TP DX SUP		012975	PAG. 26
M000766.TP SX SUP		012989	PAG. 48
000787	PAG. 13	012998	PAG. 48
M000787.IS			
M000787.TP DX			
M000787.TP SX			
000795	PAG.13		
M000795.IS			
M000795.TP DX			
M000795.TP SX			

SISTEMI E COMPLEMENTI DI ARREDO / SYSTEM AND FURNISHING

ITEM	PAG.	ITEM	PAG.	ITEM	PAG.
AURA	PAG. 92	FILÒ	PAG. 106	SYSTEM 16	PAG. 88
904100		800101		935104	
904100.LED		800104		935105	
904101		800105		935106	
904101.LED		800131		935107	
904102		800132		935108	
904102.LED		800133		935109	
900109.GN.CONF	PAG.94	FLAG	PAG. 80	935110	
904113		912101		935111	
904114		912102		USEIT	PAG. 100
904115		912103		953100	
904116		912105		953100.LED	
EOS	PAG. 96	912106		953100.CONF.TP	
939100		912107		953100.CONF.SU	
939100.LED		912109		M953100.IS	
939101		912110		900129	PAG. 102
939101.LED		912111		953101	
939102		912113		953102	
939102.LED		912114		953103.CONF	
939000.SU.CONF		912115		953105	
939000.CSU.CONF		912117		953106	
M939100.IS		912118			
906000.GN.CONF	PAG. 98	912119			
939106		912130	PAG. 81		
939108		912131			
ELITE	PAG. 78	000807			
950104		912000.CONF.SU			
9500101.CONF		912120.CONF.GN			
9500103.CONF		912121			
M9500101.CSU		912122			
ERRE8 Plus	PAG. 84	M000807.IS			
952500		M000912.ME			
952500.CONF		M000912.MESUP			
952501		912131.CONF	PAG. 82		
952502		912132.CONF			
952503		912000.CONFPATTI			
952504		9120450.CONF			
M952500.MOL.CONF		9120600.CONF			
TPSM4X20.CONF		9120900.CONF			
FERÈ	PAG. 104	M000912.PT			
903100		INTERNA	PAG. 76		
903101		025501.CONF			
903102		025503.CONF			
903103		025506			
903104		025527			
903105					
903106.CONF					

cosma.design

CTL 2 - RE.2 - 05.26

Sede centrale

via Marconi, 15
23893 Cassago Brianza (LC)
T +39 039 9210660
cosma@gruppocosma.com

Unità produttiva

via Bonifica - km 5, 165
64010 Colonnella (TE)
T +39 039 9210660
cosma@gruppocosma.com

Attenzione: immagini e contenuti sono di proprietà della COSMA di O. Citterio S.r.l. ne è vietata la vendita qualsiasi riproduzione totale o parziale e qualsiasi uso non espressamente autorizzato per iscritto. Le immagini sono puramente indicative e potrebbero non rispecchiare appieno le caratteristiche estetiche delle finiture reali.

Attention: images and contents are the property of COSMA di O. Citterio S.r.l. Its sale, any total or partial reproduction and any use not expressly authorized in writing is prohibited. The images are purely indicative and may not fully reflect the aesthetic characteristics of the actual finishes.



cosma

COSMA DI O.CITTERIO S.R.L.

via Marconi, 15 23893 Cassago Brianza (LC)

T. +39 039 9210660

cosma@gruppocosma.com

cosma.design



cosma.design